

St. Anthony Village, MN

The National Community Survey

Report of Results
2022

Report by:



Visit us online!
www.polco.us

About The NCS™

The National Community Survey™ (The NCS™) report is about the “livability” of St. Anthony Village. A livable community is a place that is not simply habitable, but that is desirable. It is not only where people do live, but where they want to live. The survey was developed by the experts from National Research Center at Polco.

Great communities are partnerships of the government, private sector, community-based organizations and residents, all geographically connected. The NCS captures residents’ opinions considering ten central facets of a community:

- Economy
- Mobility
- Community Design
- Utilities
- Safety
- Natural Environment
- Parks and Recreation
- Health and Wellness
- Education, Arts, and Culture
- Inclusivity and Engagement

The report provides the opinions of a representative sample of 582 residents of the City of St. Anthony Village collected from August 1, 2022 to September 19, 2022. The margin of error around any reported percentage is 4% for all respondents and the response rate for the 2021 survey was 22%. Survey results were weighted so that the demographic profile of respondents was representative of the demographic profile of adults in St. Anthony Village.



How the results are reported

For the most part, the percentages presented in the following tabs represent the “percent positive.” Most commonly, the percent positive is the combination of the top two most positive response options (i.e., excellent/good, very safe/somewhat safe, etc.). On many of the questions in the survey respondents may answer “don’t know.” The proportion of respondents giving this reply is shown in the full set of responses included in the tab “Complete data.” However, these responses have been removed from the analyses presented in most of the tabs. In other words, the tables and graphs display the responses from respondents who had an opinion about a specific item.

Comparisons to benchmarks

NRC’s database of comparative resident opinion is comprised of resident perspectives gathered in surveys from over 600 communities whose residents evaluated the same kinds of topics on The National Community Survey. The comparison evaluations are from the most recent survey completed in each community in the last five years. NRC adds the latest results quickly upon survey completion, keeping the benchmark data fresh and relevant. The communities in the database represent a wide geographic and population range. In each tab, St. Anthony Village’s results are noted as being “higher” than the benchmark, “lower” than the benchmark, or “similar” to the benchmark, meaning that the average rating given by St. Anthony Village residents is statistically similar to or different (greater or lesser) than the benchmark. Being rated as “higher” or “lower” than the benchmark means that St. Anthony Village’s average rating for a particular item was more than 10 points different than the benchmark. If a rating was “much higher” or “much lower,” then St. Anthony Village’s average rating was more than 20 points different when compared to the benchmark.

The survey was administered during the COVID-19 pandemic, a time of challenge for many local governments. While we provide comparisons to national benchmarks, it is important to note that much of the benchmark data was collected prior to the pandemic. This may impact how your City’s 2021 ratings compare to other communities’ ratings from the past five years.

Methods

Selecting survey recipients

All households within the City of St. Anthony Village were eligible to participate in the survey. A list of all households within the zip codes serving St. Anthony Village was purchased from Go-Dog Direct based on updated listings from the United States Postal Service. Since some of the zip codes that serve the City of St. Anthony Village households may also serve addresses that lie outside of the community, the exact geographic location of each housing unit was compared to community boundaries using the most current municipal boundary file. Addresses located outside of the City of St. Anthony Village boundaries were removed from the list of potential households to survey. From that list, addresses were randomly selected as survey recipients, with multi-family housing units (defined as those with a unit number) sampled at a rate of 5:3 compared to single family housing units.

An individual within each household was selected using the birthday method. The birthday method selects a person within the household by asking the “person whose birthday has most recently passed” to complete the questionnaire. The underlying assumption in this method is that day of birth has no relationship to the way people respond to surveys. This instruction was contained in the introduction of the survey.

Conducting the survey

The 2,800 randomly selected households received mailings beginning on August 1, 2022 and the survey remained open for seven weeks. The first mailing was a postcard inviting the household to participate in the survey. The next mailing contained a cover letter with instructions, the survey questionnaire, and a postage-paid return envelope.

About 4% of the 2,800 mailed invitations or surveys were returned because the household address was vacant or the postal service was unable to deliver the survey as addressed. Of the remaining 2,680 households that received the invitations to participate, 582 completed the survey, providing an overall response rate of 22%. The response rate was calculated using AAPOR’s response rate #2* for mailed surveys of unnamed persons.

It is customary to describe the precision of estimates made from surveys by a “level of confidence” and accompanying “confidence interval” (or margin of error). A traditional level of confidence, and the one used here, is 95%. The 95% confidence interval can be any size and quantifies the sampling error or imprecision of the survey results because some residents’ opinions are relied on to estimate all residents’ opinions. The margin of error for the City of St. Anthony survey is no greater than plus or minus four percentage points around any given percent reported for all respondents (582 completed surveys).

In addition to the randomly selected “probability sample” of households, a link to an online open participation survey was publicized by the City of St. Anthony Village. The open participation survey was identical to the probability sample survey with two small updates; it asked a question to confirm the respondent was a resident and a question about where they heard about the survey. The open participation survey was open to all city residents and became available on September 5, 2022. The survey remained open for two weeks. The data presented in the following tabs exclude the open participation survey data, but a tab at the end provides the complete frequency of responses to questions by the open participation respondents.

Analyzing the data

Responses from mailed surveys were entered into an electronic dataset using a “key and verify” method, where all responses are entered twice and compared to each other. Any discrepancies were resolved in comparison to the original survey form. Range checks as well as other forms of quality control were also performed. Responses from surveys completed on Polco were downloaded and merged with the mailed survey responses.

The demographics of the survey respondents were compared to those found in the 2010 Census and 2020 American Community Survey estimates for adults in the City of St. Anthony Village. The primary objective of weighting survey data is to make the survey respondents reflective of the larger population of the community. The characteristics used for weighting were age, sex, race, Hispanic origin, housing type, and housing tenure. No adjustments were made for design effects. Weights were calculated using an iterative, multiplicative raking model known as the ANES Weighting Algorithm.* The results of the weighting scheme for the probability sample are presented in the following table.

NRC aligns demographic labels with those used by the U.S. Census for reporting purposes, when possible. Some categories (e.g., age, race/Hispanic origin, housing type, and length of residency) are combined into smaller subgroups.

		Unweighted	Weighted	Target*
Age	18-34	6%	19%	21%
	35-54	28%	29%	28%
	55+	66%	52%	51%
Hispanic origin	No, not Spanish, Hispanic, or Latino	98%	96%	98%
	Spanish, Hispanic, or Latino	2%	4%	2%
Housing tenure	Own	79%	56%	56%
	Rent	21%	44%	44%
Housing type	Attached	39%	57%	57%
	Detached	61%	43%	43%
Race & Hispanic origin	Not white alone	9%	23%	23%
	White alone, not Hispanic or Latino	91%	77%	77%
Sex	Man	34%	51%	52%
	Woman	66%	49%	48%
Sex/age	Man 18-34	2%	8%	10%
	Man 35-54	9%	17%	16%
	Man 55+	23%	26%	25%
	Woman 18-34	5%	11%	10%
	Woman 35-54	19%	12%	12%
	Woman 55+	42%	26%	26%

The survey datasets were analyzed using all or some of a combination of the Statistical Package for the Social Sciences (SPSS), R, Python, and Tableau. For the most part, the percentages presented in the reports represent the “percent positive.” The percent positive is the combination of the top two most positive response options (i.e., excellent/good, very safe/somewhat safe, essential/very important, etc.), or, in the case of resident behaviors/participation, the percent positive represents the proportion of respondents indicating “yes” or participating in an activity at least once a month.

On many of the questions in the survey respondents may answer “don’t know.” The proportion of respondents giving this reply is shown in the full set of responses included in the tab “Complete data”. However, these responses have been removed from the analyses presented in the reports. In other words, the tables and graphs display the responses from respondents who had an opinion about a specific item.

Contact

The City of St. Anthony Village funded this research. Please contact Nicole Miller of the City of St. Anthony Village at nicole.miller@savmn.com if you have any questions about the survey.

Survey Validity

See the Polco Knowledge Base article on survey validity at <https://info.polco.us/knowledge/statistical-vali>

* See AAPOR’s Standard Definitions for more information at

<https://www.aapor.org/Publications-Media/AAPOR-Journals/Standard-Definitions.aspx>

* Pasek, J. (2010). ANES Weighting Algorithm. Retrieved from

<https://web.stanford.edu/group/iriss/cgi-bin/anesrake/resources/RakingDescription.pdf>

* Targets come from the 2010 Census and 2020 American Community Survey

Key Findings

St. Anthony Village's economy is a strong community feature.

Results relating to the economy in St. Anthony Village were on par with or higher than benchmark comparisons, with 88% of residents rating the overall economic health of the City as excellent or good. The overall quality of business and service establishments was favorably evaluated by over 8 in 10 participants, exceeding the national benchmarks. About 7 in 10 residents positively reviewed St. Anthony Village as a place to live, St. Anthony Village as a place to work and the City's economic development. Cost of living was rated favorably by about 4 in 10 respondents, similar to the national average. While St. Anthony Village's economy received positive reviews overall, residents were less optimistic about their own economic outlook. When asked what impact, if any, the economy would likely have on their family income in the next six months, only 20% of residents expected the impact to be somewhat or very positive, on par with the national benchmark.

Most residents feel a strong sense of safety in St. Anthony Village.

Residents offered high ratings of importance (91% essential or very important) and quality (84% excellent or good) to the overall feeling of safety in St. Anthony Village, suggesting that safety is a priority and a strength for the community. Virtually all residents (about 95%) said they felt very or somewhat safe in both the City's downtown/commercial area, in their neighborhoods during the day and from fire, flood or other natural disaster. Similarly, most reported feeling safe from property crime (79%), and violent crime (85%). The City's safety services also received high marks from respondents. About 9 in 10 gave positive reviews to fire services, ambulance or emergency medical services, and fire prevention and education, while roughly 8 in 10 participants did the same for police services, crime prevention, animal control, and emergency preparedness. All safety-related items on the survey were on par with national benchmark comparisons.

Residents appreciate St. Anthony Village's natural environment and recreational opportunities.

Ratings for survey items related to the City's natural environment tended to be positive and on par with or above national averages. About 83% of residents gave excellent or good reviews to the overall quality of natural environment in St. Anthony Village. About 9 in 10 offered positive evaluations of the City's cleanliness and yard waste pick up, both scoring higher than national benchmarks. Additionally, over 8 in 10 residents favorably rated air quality and recycling. Results related to parks and recreation were also overwhelmingly positive. About 9 in 10 residents were also pleased with city parks and the overall quality of parks and recreation opportunities, while about 7 in 10 favorably rated recreation programs/classes and recreation centers/facilities. ..

Residents value the City's utility infrastructure.

When asked which aspects of the community St. Anthony Village should focus on in the next two years, 88% of residents identified the overall utility infrastructure as a priority. About 85% of participants gave high marks to the quality of the utility infrastructure in St. Anthony Village, scoring higher than the national average. Garbage collection, sewer services, and power (electric and/or gas) utilities had strong ratings, with close to 9 in 10 residents offering excellent or good reviews. Reviews of St. Anthony Village's storm water management (84%), and affordable high-speed internet access (67%) also scored higher than benchmark comparisons.

Facets of livability

Resident perceptions of quality and importance for each of the facets of community livability provide an overview of community strengths and challenges that are useful for planning, budgeting and performance evaluation. The charts below show the proportion of residents who rated the community facets positively for quality and the priority (importance) placed on each. Also displayed is whether local ratings were lower, similar, or higher than communities across the country (the national benchmark).

Please rate each of the following characteristics as they relate to St. Anthony Village as a whole.
(% excellent or good)

		vs. benchmark*
Overall economic health	88%	Higher
Overall quality of the transportation system	69%	Higher
Overall design or layout of residential and commercial areas	76%	Similar
Overall quality of the utility infrastructure	85%	Higher
Overall feeling of safety	84%	Similar
Overall quality of natural environment	83%	Similar
Overall quality of parks and recreation opportunities	89%	Similar
Overall health and wellness opportunities	80%	Similar
Overall opportunities for education, culture, and the arts	71%	Similar
Residents' connection and engagement with their community	70%	Similar

Please rate how important, if at all, you think it is for the St. Anthony Village community to focus on each of the following in the coming two years.
(% essential or very important)

Overall economic health	86%	Similar
Overall quality of the transportation system	74%	Similar
Overall design or layout of residential and commercial areas	71%	Similar
Overall quality of the utility infrastructure	88%	Similar
Overall feeling of safety	91%	Similar
Overall quality of natural environment	83%	Similar
Overall quality of parks and recreation opportunities	85%	Similar
Overall health and wellness opportunities	68%	Similar
Overall opportunities for education, culture, and the arts	72%	Similar
Residents' connection and engagement with their community	74%	Similar

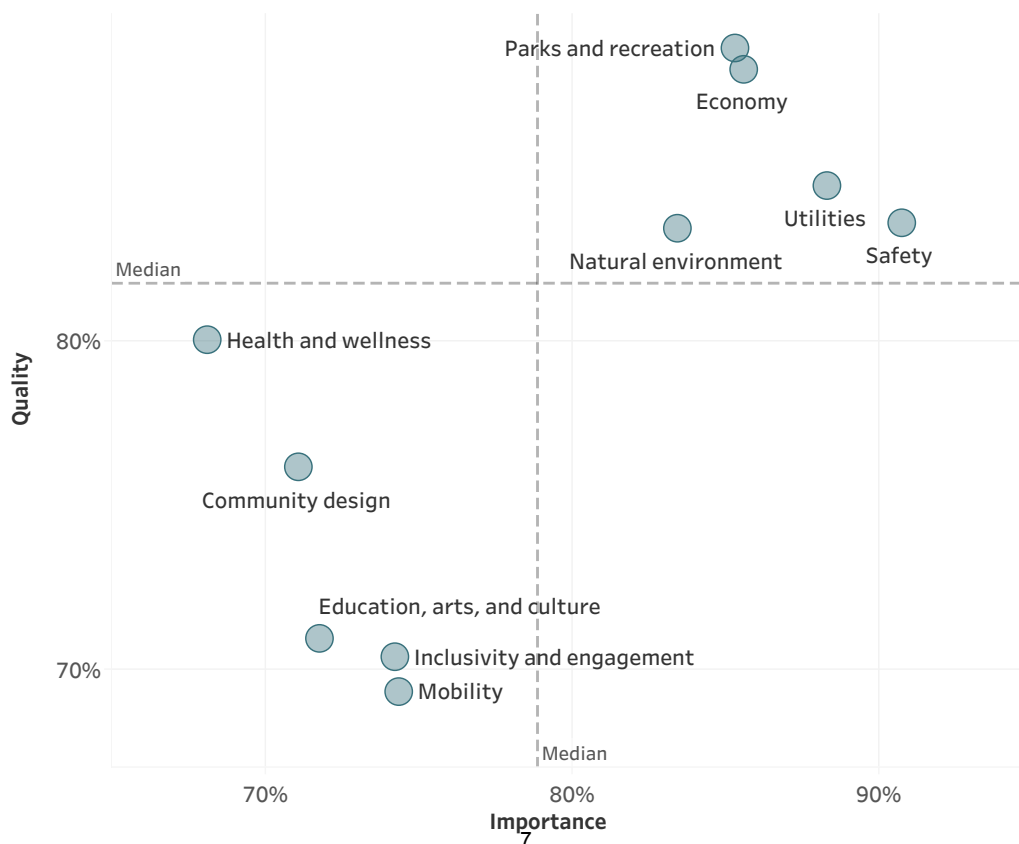
Balancing performance and importance

Every jurisdiction must balance limited resources while meeting resident needs and striving to optimize community livability. To this end, it is helpful to know what aspects of the community are most important to residents and which they perceive as being of higher or lower quality. It is especially helpful to know when a facet of livability is considered of high importance but rated as lower quality, as this should be a top priority to address.

To help guide City staff and officials with decisions on future resource allocation, resident ratings of the importance of services were compared to their ratings of the quality of these services. To identify the services perceived by residents to have relatively lower quality at the same time as relatively higher importance, all services were ranked from highest perceived quality to lowest perceived quality and from highest perceived importance to lowest perceived importance. Some services were in the top half of both lists (higher quality and higher importance); some were in the top half of one list but the bottom half of the other (higher quality and lower importance or lower quality and higher importance); and some services were in the bottom half of both lists.

Services receiving quality ratings of excellent or good by 82% or more of respondents were considered of “higher quality” and those with ratings lower than 82% were considered to be of “lower quality.” Services were classified as “more important” if they were rated as essential or very important by 79% or more of respondents. Services were rated as “less important” if they received a rating of less than 79%. This classification uses the median ratings for quality and importance to divide the services in half.

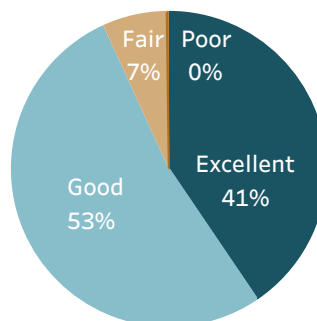
The quadrants in the figure below show which community facets were given higher or lower importance ratings (right-left) and which had higher or lower quality ratings (up-down). Facets of livability falling closer to a diagonal line from the lower left to the upper right are those where performance ratings are more commensurate with resident priorities. Facets scoring closest to the lower right hand corner of the matrix (higher in importance and lower in quality) are those that may warrant further investigation to see if changes to their delivery are necessary to improve their performance. This is the key part of this chart on which to focus. Facets falling in the top left hand corner of the chart (lower in importance but higher in quality) are areas where performance may outscore resident priorities, and may be a consideration for lower resource allocation.



Quality of life

Measuring community livability starts with assessing the quality of life of those who live there, and ensuring that the community is attractive, accessible, and welcoming to all.

The overall quality of life in St. Anthony Village



Please rate each of the following aspects of quality of life in St. Anthony Village.
(% excellent or good)

		vs. benchmark*
St. Anthony Village as a place to live	95%	Similar
The overall quality of life	93%	Similar

Please indicate how likely or unlikely you are to do each of the following.
(% very or somewhat likely)

Recommend living in St. Anthony Village to someone who asks	97%	Higher
Remain in St. Anthony Village for the next five years	89%	Similar

Please rate each of the following in the St. Anthony Village community.
(% excellent or good)

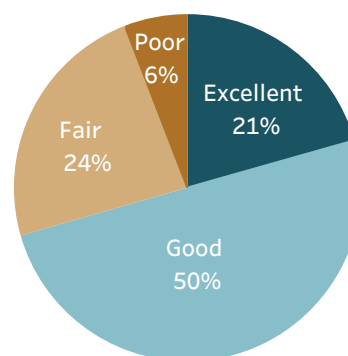
Overall image or reputation	85%	Similar
-----------------------------	-----	---------

* Comparison to the national benchmark is shown. If no comparison is available, this is left blank.

Governance

Strong local governments produce results that meet the needs of residents while making the best use of available resources, and are responsive to the present and future needs of the community as a whole.

Overall confidence in St. Anthony Village government



Please rate the quality of each of the following services in St. Anthony Village.
(% excellent or good)

		vs. benchmark*
Overall customer service by St. Anthony Village employees	87%	Similar
Public information services	80%	Similar

Please rate the following categories of St. Anthony Village government performance.
(% excellent or good)

Treating residents with respect	81%	Higher
Being honest	78%	Higher
Treating all residents fairly	76%	Higher
Generally acting in the best interest of the community	75%	Higher
The overall direction that St. Anthony Village is taking	74%	Higher
Being open and transparent to the public	73%	Higher
Informing residents about issues facing the community	71%	Higher
Overall confidence in St. Anthony Village government	71%	Higher
The value of services for the taxes paid to St. Anthony Village	69%	Similar
The job St. Anthony Village government does at welcoming resident involvement	67%	Higher

Overall, how would you rate the quality of the services provided by each of the following?
(% excellent or good)

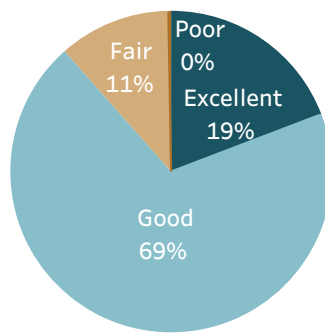
The City of St. Anthony Village	86%	Similar
The Federal Government	53%	Similar

* Comparison to the national benchmark is shown. If no comparison is available, this is left blank.

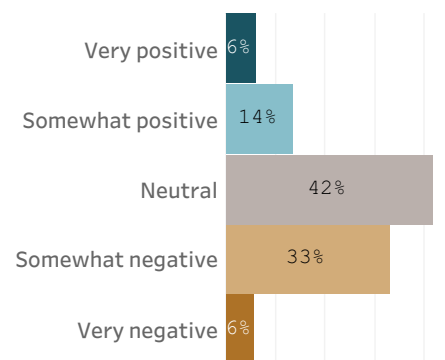
Economy

Local governments work together with private and nonprofit businesses, and with the community at large, to foster sustainable growth, create jobs, and promote a thriving local economy.

Overall economic health of St. Anthony Village



What impact, if any, do you think the economy will have on your family income in the next 6 months? Do you think the impact will be:



Please rate each of the following aspects of quality of life in St. Anthony Village.
(% excellent or good)

		vs. benchmark*
St. Anthony Village as a place to work	73%	Similar
St. Anthony Village as a place to visit	69%	Similar

Please rate each of the following characteristics as they relate to St. Anthony Village as a whole.
(% excellent or good)

Overall economic health	88%	Higher
-------------------------	-----	--------

Please rate each of the following in the St. Anthony Village community.
(% excellent or good)

Overall quality of business and service establishments	83%	Higher
Variety of business and service establishments	56%	Similar
Vibrancy of downtown/commercial area	49%	Similar
Employment opportunities	44%	Similar
Shopping opportunities	43%	Similar
Cost of living	39%	Similar

Please rate the quality of each of the following services in St. Anthony Village.
(% excellent or good)

Economic development	68%	Similar
----------------------	-----	---------

What impact, if any, do you think the economy will have on your family income in the next 6 months? Do you think the impact will be:
(% very or somewhat positive)

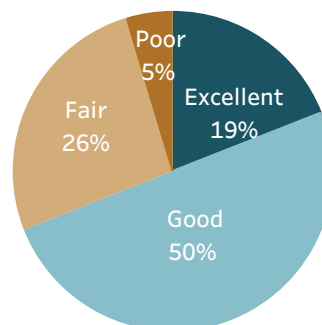
What impact, if any, do you think the economy will have on your family income in the next 6 months? Do you think the impact will be:	20%	Similar
--	-----	---------

* Comparison to the national benchmark is shown. If no comparison is available, this is left blank.

Mobility

The ease with which residents can move about their communities, whether for commuting, leisure, or recreation, plays a major role in the quality of life for all who live, work, and play in the community.

Overall quality of the transportation system in St. Anthony Village



Please rate each of the following characteristics as they relate to St. Anthony Village as a whole.
(% excellent or good)

		vs. benchmark*
Overall quality of the transportation system	69%	Higher

Please also rate each of the following in the St. Anthony Village community.
(% excellent or good)

Ease of travel by car	92%	Higher
Ease of public parking	86%	Higher
Ease of walking	76%	Similar
Traffic flow on major streets	75%	Higher
Ease of travel by bicycle	61%	Similar
Ease of travel by public transportation	55%	Higher

Please indicate whether or not you have done each of the following in the last 12 months.
(% yes)

Walked or biked instead of driving	70%	Higher
Carpooled with other adults or children instead of driving alone	42%	Similar
Used public transportation instead of driving	23%	Similar

Please rate the quality of each of the following services in St. Anthony Village.
(% excellent or good)

Street cleaning	86%	Higher
Snow removal	85%	Higher

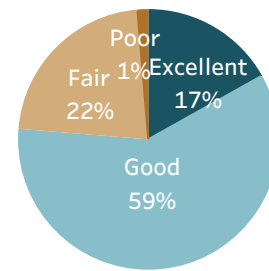
Street lighting	76%	Similar
Traffic signal timing	76%	Higher
Street repair	73%	Higher
Sidewalk maintenance	73%	Higher
Traffic enforcement	71%	Similar
Bus or transit services	64%	Higher

* Comparison to the national benchmark is shown. If no comparison is available, this is left blank.

Community design

A well-designed community enhances the quality of life for its residents by encouraging smart land use and zoning, ensuring that affordable housing is accessible to all, and providing access to parks and other green spaces.

Overall design or layout of St. Anthony Village's residential and commercial areas



Please rate each of the following aspects of quality of life in St. Anthony Village.
(% excellent or good)

		vs. benchmark*
Your neighborhood as a place to live	91%	Similar

Please rate each of the following characteristics as they relate to St. Anthony Village as a whole.
(% excellent or good)

Overall design or layout of residential and commercial areas	76%	Similar

Please also rate each of the following in the St. Anthony Village community.
(% excellent or good)

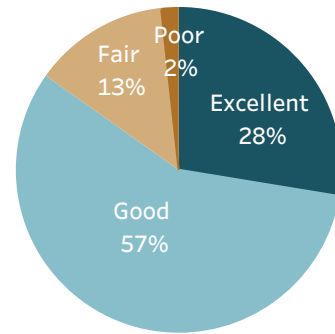
Overall appearance	84%	Similar
Well-designed neighborhoods	75%	Higher
Preservation of the historical or cultural character of the community	68%	Similar
Well-planned residential growth	64%	Higher
Public places where people want to spend time	62%	Similar
Variety of housing options	60%	Similar
Overall quality of new development	60%	Similar
Well-planned commercial growth	52%	Similar
Availability of affordable quality housing	39%	Similar

Please rate the quality of each of the following services in St. Anthony Village.
(% excellent or good)

Code enforcement	65%	Higher
Land use, planning and zoning	64%	Higher

* Comparison to the national benchmark is shown. If no comparison is available, this is left blank.

Overall quality of the utility infrastructure in St. Anthony Village



Utilities

Services such as water, gas, electricity, and internet access play a vital role in ensuring the physical and economic health and well-being of the communities they serve.

Please rate the quality of each of the following services in St. Anthony Village.
(% excellent or good)

		vs. benchmark*
Sewer services	88%	Similar
Garbage collection	87%	Similar
Power (electric and/or gas) utility	87%	Similar
Storm water management	84%	Higher
Utility billing	81%	Similar
Drinking water	68%	Similar
Affordable high-speed internet access	67%	Higher

Please rate each of the following characteristics as they relate to St. Anthony Village as a whole.
(% excellent or good)

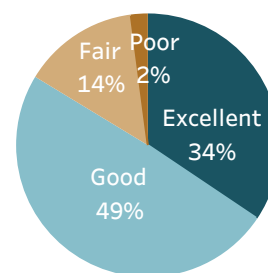
Overall quality of the utility infrastructure	85%	Higher
---	-----	--------

* Comparison to the national benchmark is shown. If no comparison is available, this is left blank.

Safety

Public safety is often the most important task facing local governments. All residents should feel safe and secure in their neighborhoods and in the greater community, and providing robust safety-related services is essential to residents' quality of life.

Overall feeling of safety in St. Anthony Village



Please rate each of the following characteristics as they relate to St. Anthony Village as a whole.

(% excellent or good)

		vs. benchmark*
Overall feeling of safety	84%	Similar

Please rate how safe or unsafe you feel:

(% very or somewhat safe)

In your neighborhood during the day	95%	Similar
In St. Anthony Village's downtown/commercial area during the day	95%	Similar
From fire, flood, or other natural disaster	92%	Similar
From violent crime	85%	Similar
From property crime	79%	Similar

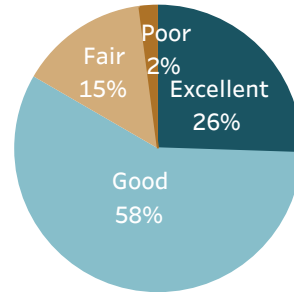
Please rate the quality of each of the following services in St. Anthony Village.

(% excellent or good)

Fire services	93%	Similar
Ambulance or emergency medical services	91%	Similar
Fire prevention and education	87%	Similar
Police/Sheriff services	85%	Similar
Crime prevention	82%	Similar
Animal control	79%	Similar
Emergency preparedness	77%	Similar

* Comparison to the national benchmark is shown. If no comparison is available, this is left blank.

Overall quality of natural environment in St. Anthony Village



Natural environment

The natural environment plays a vital role in the health and well-being of residents. The natural spaces in which residents live and experience their communities has a direct and profound effect on quality of life.

Please rate each of the following characteristics as they relate to St. Anthony Village as a whole.
(% excellent or good)

		vs. benchmark*
Overall quality of natural environment	83%	Similar

Please also rate each of the following in the St. Anthony Village community.
(% excellent or good)

Cleanliness	87%	Higher
Air quality	84%	Similar
Water resources	69%	Similar

Please rate the quality of each of the following services in St. Anthony Village.
(% excellent or good)

Yard waste pick-up	87%	Higher
Recycling	82%	Similar
Preservation of natural areas	70%	Similar
St. Anthony Village open space	70%	Similar

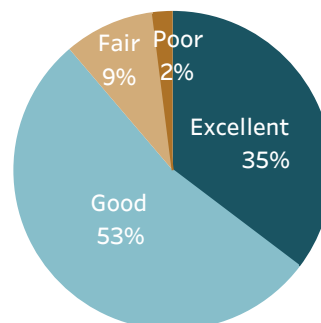
* Comparison to the national benchmark is shown. If no comparison is available, this is left blank.

Parks and recreation

"There are no communities that pride themselves on their quality of life, promote themselves as a desirable location for businesses to relocate, or maintain that they are environmental stewards of their natural resources, without such communities having a robust, active system of parks and recreation programs for public use and enjoyment."

- National Recreation and Park Association

Overall quality of the parks and recreation opportunities



Please rate each of the following characteristics as they relate to St. Anthony Village as a whole.

(% excellent or good)

		vs. benchmark*
Overall quality of parks and recreation opportunities	89%	Similar

Please also rate each of the following in the St. Anthony Village community.

(% excellent or good)

Availability of paths and walking trails	63%	Similar
Recreational opportunities	63%	Similar
Fitness opportunities	62%	Similar

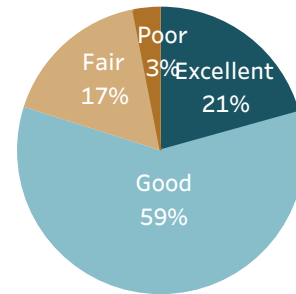
Please rate the quality of each of the following services in St. Anthony Village.

(% excellent or good)

City parks	85%	Similar
Recreation programs or classes	73%	Similar
Recreation centers or facilities	69%	Similar

* Comparison to the national benchmark is shown. If no comparison is available, this is left blank.

Overall health and wellness opportunities in St. Anthony Village



Health and wellness

The characteristics of and amenities available in the communities in which people live has a direct impact on the health and wellness of residents, and thus, on their quality of life overall.

Please rate each of the following characteristics as they relate to St. Anthony Village as a whole.
(% excellent or good)

		vs. benchmark*
Overall health and wellness opportunities	80%	Similar

Please also rate each of the following in the St. Anthony Village community.
(% excellent or good)

Availability of affordable quality health care	68%	Similar
Availability of preventive health services	66%	Similar
Availability of affordable quality food	62%	Similar
Availability of affordable quality mental health care	47%	Similar

Please rate the quality of each of the following services in St. Anthony Village.
(% excellent or good)

Health services	77%	Similar
-----------------	-----	---------

Please rate your overall health.
(% excellent or very good)

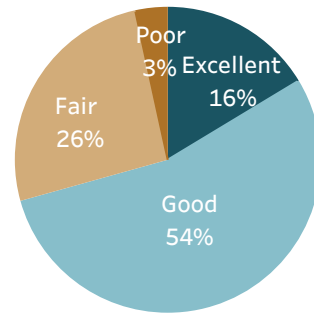
Please rate your overall health.	68%	Similar
----------------------------------	-----	---------

* Comparison to the national benchmark is shown. If no comparison is available, this is left blank.

Education, arts, and culture

Participation in the arts, in educational opportunities, and in cultural activities is linked to increased civic engagement, greater social tolerance, and enhanced enjoyment of the local community.

Overall opportunities for education, culture and the arts



Please rate each of the following characteristics as they relate to St. Anthony Village as a whole.
(% excellent or good)

		vs. benchmark*
Overall opportunities for education, culture, and the arts	71%	Similar

Please also rate each of the following in the St. Anthony Village community.
(% excellent or good)

K-12 education	87%	Higher
Availability of affordable quality childcare/preschool	73%	Higher
Opportunities to attend special events and festivals	66%	Similar
Adult educational opportunities	62%	Similar
Community support for the arts	59%	Similar
Opportunities to attend cultural/arts/music activities	47%	Similar

Please rate the quality of each of the following services in St. Anthony Village.
(% excellent or good)

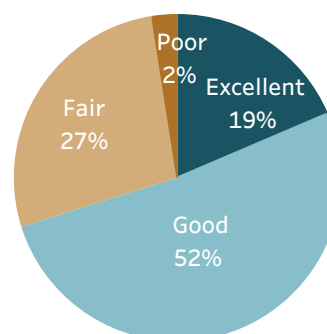
Public library services	79%	Similar
-------------------------	-----	---------

* Comparison to the national benchmark is shown. If no comparison is available, this is left blank.

Inclusivity and engagement

Inclusivity refers to a cultural and environmental feeling of belonging; residents who feel invited to participate within their communities feel more included, involved, and engaged than those who do not.

Residents' connection and engagement with their community



Please rate each of the following aspects of quality of life in St. Anthony Village.
(% excellent or good)

		vs. benchmark*
St. Anthony Village as a place to raise children	92%	Higher
St. Anthony Village as a place to retire	81%	Higher
Sense of community	75%	Similar

Please rate each of the following characteristics as they relate to St. Anthony Village as a whole.
(% excellent or good)

Residents' connection and engagement with their community	70%	Similar
---	-----	---------

Please rate the job you feel the St. Anthony Village community does at each of the following.
(% excellent or good)

Making all residents feel welcome	77%	Similar
Taking care of vulnerable residents	74%	Higher
Valuing/respecting residents from diverse backgrounds	70%	Similar
Attracting people from diverse backgrounds	65%	Similar

Please also rate each of the following in the St. Anthony Village community.
(% excellent or good)

Sense of civic/community pride	77%	Similar
Neighborliness of residents	73%	Similar
Opportunities to participate in social events and activities	68%	Similar

Opportunities to volunteer	65%	Similar
Opportunities to participate in community matters	64%	Similar
Openness and acceptance of the community toward people of diverse backgrounds	60%	Similar

* Comparison to the national benchmark is shown. If no comparison is available, this is left blank.

Residents' participation levels

Please indicate whether or not you have done each of the following in the last 12 months.

(% yes)

VS...

Voted in your most recent local election	72%	Similar
Contacted the City of St. Anthony Village for help or information	44%	Similar
Volunteered your time to some group/activity	22%	Lower
Contacted St. Anthony Village elected officials to express your opinion	20%	Similar
Watched a local public meeting	19%	Similar
Attended a local public meeting	13%	Similar
Campaigned or advocated for a local issue, cause, or candidate	11%	Similar

In general, how many times do you:

(% a few times a week or more)

Use or check email	96%	Similar
Access the internet from your home	92%	Similar
Access the internet from your cell phone	89%	Similar
Visit social media sites	71%	Similar
Shop online	48%	Similar
Share your opinions online	23%	Similar

* Comparison to the national benchmark is shown. If no comparison is available, this is left blank.

National benchmark tables

This table contains the comparisons of St. Anthony Village's results to those from other communities. The first column shows the comparison of St. Anthony Village's rating to the benchmark. St. Anthony Village's results are noted as being "higher", "lower" or "similar" to the benchmark, meaning that the average rating given by St. Anthony Village residents is statistically similar to or different than the benchmark. The second column is St. Anthony Village's "percent positive." Most commonly, the percent positive is the combination of the top two most positive response options (i.e., excellent/good). The third column is the rank assigned to St. Anthony Village's rating among communities where a similar question was asked. The fourth column is the number of communities that asked a similar question. The fifth column shows the percentile for St. Anthony Village's result -- that is what percent of surveyed communities had a lower rating than St. Anthony Village.

			% positive	Rank	Number of communities	Percentile
Please rate each of the following aspects of quality of life in St. Anthony Village.	St. Anthony Village as a place to live	Similar	95%	70	352	80
	Your neighborhood as a place to live	Similar	91%	66	304	78
	St. Anthony Village as a place to raise children	Higher	92%	69	356	80
	St. Anthony Village as a place to work	Similar	73%	80	347	77
	St. Anthony Village as a place to visit	Similar	69%	121	305	60
	St. Anthony Village as a place to retire	Higher	81%	56	352	84
	The overall quality of life	Similar	93%	64	378	83
	Sense of community	Similar	75%	37	304	88
Please rate each of the following characteristics as they relate to St. Anthony Village as a whole.	Overall economic health	Higher	88%	60	292	79
	Overall quality of the transportation system	Higher	69%	26	183	86
	Overall design or layout of residential and commercial areas	Similar	76%	49	285	83
	Overall quality of the utility infrastructure	Higher	85%	24	179	87
	Overall feeling of safety	Similar	84%	154	342	55
	Overall quality of natural environment	Similar	83%	143	294	51
	Overall quality of parks and recreation opportunities	Similar	89%	65	184	65
	Overall health and wellness opportunities	Similar	80%	124	287	57
	Overall opportunities for education, culture, and the arts	Similar	71%	125	289	57
	Residents' connection and engagement with their community	Similar	70%	23	180	87
Please indicate how likely or unlikely you are to do each of the following.	Recommend living in St. Anthony Village to someone who asks	Higher	97%	12	296	96
	Remain in St. Anthony Village for the next five years	Similar	89%	46	293	84
Please rate how safe or unsafe you feel:	In your neighborhood during the day	Similar	95%	166	323	48
	In St. Anthony Village's downtown/commercial area during the day	Similar	95%	123	307	60

Please rate how safe or unsafe you feel:	From property crime	Similar	79%	85	188	55
	From violent crime	Similar	85%	97	188	48
	From fire, flood, or other natural disaster	Similar	92%	15	178	92
Please rate the job you feel the St. Anthony Village community does at each of the following.	Making all residents feel welcome	Similar	77%	40	186	79
	Attracting people from diverse backgrounds	Similar	65%	54	183	71
	Valuing/respecting residents from diverse backgrounds	Similar	70%	58	184	69
	Taking care of vulnerable residents	Higher	74%	25	180	86
Please rate each of the following in the St. Anthony Village community.	Overall quality of business and service establishments	Higher	83%	28	293	90
	Variety of business and service establishments	Similar	56%	103	180	43
	Vibrancy of downtown/commercial area	Similar	49%	139	274	49
	Employment opportunities	Similar	44%	150	308	51
	Shopping opportunities	Similar	43%	197	299	34
	Cost of living	Similar	39%	162	286	43
	Overall image or reputation	Similar	85%	82	347	76
Please also rate each of the following in the St. Anthony Village community.	Traffic flow on major streets	Higher	75%	30	320	90
	Ease of public parking	Higher	86%	7	268	97
	Ease of travel by car	Higher	92%	5	307	98
	Ease of travel by public transportation	Higher	55%	38	268	86
	Ease of travel by bicycle	Similar	61%	102	309	67
	Ease of walking	Similar	76%	86	310	72
	Well-planned residential growth	Higher	64%	38	182	79
	Well-planned commercial growth	Similar	52%	47	182	74
	Well-designed neighborhoods	Higher	75%	30	179	83
	Preservation of the historical or cultural character of the community	Similar	68%	61	179	66
	Public places where people want to spend time	Similar	62%	139	280	50
	Variety of housing options	Similar	60%	83	292	71
	Availability of affordable quality housing	Similar	39%	124	314	60
	Overall quality of new development	Similar	60%	95	304	69
	Overall appearance	Similar	84%	85	326	74
	Cleanliness	Higher	87%	62	315	80
	Water resources	Similar	69%	66	165	60

Please also rate each of the following in the St. Anthony Village community.	Air quality	Similar	84%	115	279	59
	Availability of paths and walking trails	Similar	63%	194	311	37
	Fitness opportunities	Similar	62%	217	280	22
	Recreational opportunities	Similar	63%	204	301	32
	Availability of affordable quality food	Similar	62%	161	274	41
	Availability of affordable quality health care	Similar	68%	84	283	70
	Availability of preventive health services	Similar	66%	102	269	62
	Availability of affordable quality mental health care	Similar	47%	84	270	69
	Opportunities to attend cultural/arts/music activities	Similar	47%	198	297	33
	Community support for the arts	Similar	59%	87	179	51
	Availability of affordable quality childcare/preschool	Higher	73%	13	281	95
	K-12 education	Higher	87%	49	284	83
	Adult educational opportunities	Similar	62%	109	277	61
	Sense of civic/community pride	Similar	77%	34	179	81
	Neighborliness of residents	Similar	73%	35	282	87
	Opportunities to participate in social events and activities	Similar	68%	111	289	61
	Opportunities to attend special events and festivals	Similar	66%	149	287	48
	Opportunities to volunteer	Similar	65%	181	285	36
	Opportunities to participate in community matters	Similar	64%	108	287	62
	Openness and acceptance of the community toward people of diverse ..	Similar	60%	126	304	58
Please indicate whether or not you have done each of the following in the last 12 months.	Contacted the City of St. Anthony Village for help or information	Similar	44%	183	322	43
	Contacted St. Anthony Village elected officials to express your opinion	Similar	20%	75	280	73
	Attended a local public meeting	Similar	13%	242	283	14
	Watched a local public meeting	Similar	19%	192	264	27
	Volunteered your time to some group/activity	Lower	22%	233	286	18
	Campaigned or advocated for a local issue, cause, or candidate	Similar	11%	253	275	8
	Voted in your most recent local election	Similar	72%	121	181	33
	Used public transportation instead of driving	Similar	23%	82	256	68
	Carpooled with other adults or children instead of driving alone	Similar	42%	128	277	54
	Walked or biked instead of driving	Higher	70%	60	281	79
Please rate the quality of each of the following services in St. Anthony Village.	Public information services	Similar	80%	63	300	79

Please rate the quality of each of the following services in St. Anthony Village.




























Economic development	Similar	68%	76	293	74
Traffic enforcement	Similar	71%	95	341	72
Traffic signal timing	Higher	76%	13	285	95
Street repair	Higher	73%	22	336	93
Street cleaning	Higher	86%	8	299	97
Street lighting	Similar	76%	62	328	81
Snow removal	Higher	85%	19	252	92
Sidewalk maintenance	Higher	73%	40	295	86
Bus or transit services	Higher	64%	59	265	78
Land use, planning and zoning	Higher	64%	35	301	88
Code enforcement	Higher	65%	47	334	86
Affordable high-speed internet access	Higher	67%	15	176	92
Garbage collection	Similar	87%	118	317	63
Drinking water	Similar	68%	160	297	46
Sewer services	Similar	88%	40	300	87
Storm water management	Higher	84%	31	313	90
Power (electric and/or gas) utility	Similar	87%	40	240	83
Utility billing	Similar	81%	40	266	85
Police/Sheriff services	Similar	85%	111	368	70
Crime prevention	Similar	82%	101	340	70
Animal control	Similar	79%	57	311	81
Ambulance or emergency medical services	Similar	91%	70	306	77
Fire services	Similar	93%	104	331	68
Fire prevention and education	Similar	87%	23	296	92
Emergency preparedness	Similar	77%	37	295	87
Preservation of natural areas	Similar	70%	85	278	69
St. Anthony Village open space	Similar	70%	98	270	64
Recycling	Similar	82%	74	320	77
Yard waste pick-up	Higher	87%	48	276	82
City parks	Similar	85%	118	313	62
Recreation programs or classes	Similar	73%	156	306	49
































Please rate the quality of each of the following services in St. Anthony Village.	Recreation centers or facilities	Similar	69%	160	290	45
	Health services	Similar	77%	68	264	74
	Public library services	Similar	79%	226	311	27
	Overall customer service by St. Anthony Village employees	Similar	87%	40	356	89
Please rate the following categories of St. Anthony Village government performance.	The value of services for the taxes paid to St. Anthony Village	Similar	69%	55	360	84
	The overall direction that St. Anthony Village is taking	Higher	74%	39	325	88
	The job St. Anthony Village government does at welcoming resident in..	Higher	67%	28	323	91
	Overall confidence in St. Anthony Village government	Higher	71%	20	290	93
	Generally acting in the best interest of the community	Higher	75%	17	294	94
	Being honest	Higher	78%	11	285	96
	Being open and transparent to the public	Higher	73%	13	185	93
	Informing residents about issues facing the community	Higher	71%	14	190	93
	Treating all residents fairly	Higher	76%	28	291	90
	Treating residents with respect	Higher	81%	16	182	91
Overall, how would you rate the quality of the services provided by each ..	The City of St. Anthony Village	Similar	86%	46	352	87
	The Federal Government	Similar	53%	14	274	95
Please rate how important, if at all, you think it is for the St. Anthony Village community to focus on each of the following in the coming two years.	Overall economic health	Similar	86%	248	266	6
	Overall quality of the transportation system	Similar	74%	84	178	53
	Overall design or layout of residential and commercial areas	Similar	71%	199	266	25
	Overall quality of the utility infrastructure	Similar	88%	99	177	44
	Overall feeling of safety	Similar	91%	84	266	68
	Overall quality of natural environment	Similar	83%	142	266	46
	Overall quality of parks and recreation opportunities	Similar	85%	40	178	78
	Overall health and wellness opportunities	Similar	68%	238	266	10
	Overall opportunities for education, culture, and the arts	Similar	72%	180	266	32
	Residents' connection and engagement with their community	Similar	74%	131	266	50
In general, how many times do you:	Access the internet from your home	Similar	92%	140	178	21
	Access the internet from your cell phone	Similar	89%	154	178	14
	Visit social media sites	Similar	71%	162	177	9
	Use or check email	Similar	96%	121	178	32
	Share your opinions online	Similar	23%	166	178	7
































In general, how many times do you:	Shop online	Similar	48%	141	178	21
	Please rate your overall health.	Similar	68%	143	276	48
	What impact, if any, do you think the economy will have on your family..	Similar	20%	207	278	25
































Complete set of frequencies
































This dashboard contains a complete set of responses to each question on the survey. By default, "don't know" responses are excluded, but may be added to the table using the response filter to the right. In some tables, the percentages may not sum to 100%; this is either because the question permitted the respondent to "choose all that apply", or for a question that asked the respondent to select one answer, it is due to the customary practice of rounding values to the nearest whole number.

Please rate each of the following aspects of quality of life in St. Anthony Village.	St. Anthony Village as a place to live	Excellent		51% N=288
		Good		45% N=255
		Fair		5% N=27
	Your neighborhood as a place to live	Excellent		51% N=294
		Good		39% N=227
		Fair		9% N=53
		Poor		0% N=2
	St. Anthony Village as a place to raise children	Excellent		56% N=223
		Good		36% N=146
		Fair		6% N=23
		Poor		2% N=9
	St. Anthony Village as a place to work	Excellent		34% N=96
		Good		38% N=109
		Fair		23% N=66
		Poor		5% N=13
	St. Anthony Village as a place to visit	Excellent		24% N=121
		Good		45% N=225
		Fair		29% N=144
		Poor		2% N=11
	St. Anthony Village as a place to retire	Excellent		37% N=164
		Good		44% N=193
		Fair		13% N=59
		Poor		6% N=25
	The overall quality of life	Excellent		41% N=230
		Good		53% N=299
		Fair		7% N=38
		Poor		0% N=1































Please rate each of the following aspects of quality of life in St. Anthony Village.	Sense of community	Excellent		32% N=169
		Good		43% N=232
		Fair		21% N=112
		Poor		4% N=23
Please rate each of the following characteristics as they relate to St. Anthony Village as a whole.	Overall economic health	Excellent		19% N=88
		Good		69% N=317
		Fair		11% N=51
		Poor		0% N=1
	Overall quality of the transportation system	Excellent		19% N=102
		Good		50% N=267
		Fair		26% N=140
		Poor		5% N=25
	Overall design or layout of residential and commercial areas	Excellent		17% N=95
		Good		59% N=333
		Fair		22% N=125
		Poor		1% N=7
	Overall quality of the utility infrastructure	Excellent		28% N=150
		Good		57% N=311
		Fair		13% N=73
		Poor		2% N=9
	Overall feeling of safety	Excellent		34% N=196
		Good		49% N=280
		Fair		14% N=81
		Poor		2% N=12
	Overall quality of natural environment	Excellent		26% N=144
		Good		58% N=326
		Fair		15% N=82
		Poor		2% N=12
	Overall quality of parks and recreation opportunities	Excellent		35% N=194
		Good		53% N=293
		Fair		9% N=51

Please rate each of the following characteristics as they relate to St. Anthony Village as a whole.	Overall quality of parks and recreation opportunities	Poor		2% N=11
	Overall health and wellness opportunities	Excellent		21% N=104
		Good		59% N=297
		Fair		17% N=85
		Poor		3% N=15
	Overall opportunities for education, culture, and the arts	Excellent		16% N=78
		Good		54% N=259
		Fair		26% N=124
		Poor		3% N=16
	Residents' connection and engagement with their community	Excellent		19% N=92
		Good		52% N=256
		Fair		27% N=136
		Poor		2% N=12
Please indicate how likely or unlikely you are to do each of the following.	Recommend living in St. Anthony Village to someone who asks	Very likely		59% N=336
		Somewhat likely		37% N=212
		Somewhat unlikely		3% N=15
		Very unlikely		1% N=6
	Remain in St. Anthony Village for the next five years	Very likely		59% N=321
		Somewhat likely		30% N=160
		Somewhat unlikely		7% N=36
		Very unlikely		4% N=24
Please rate how safe or unsafe you feel:	In your neighborhood during the day	Very safe		72% N=413
		Somewhat safe		23% N=133
		Neither safe nor unsafe		4% N=21
		Somewhat unsafe		1% N=7
	In St. Anthony Village's downtown/commercial area during the day	Very safe		67% N=365
		Somewhat safe		28% N=154
		Neither safe nor unsafe		4% N=20
		Somewhat unsafe		1% N=7
		Very unsafe		0% N=1
	From property crime	Very safe		34% N=190
































Please rate how safe or unsafe you feel:	From property crime	Somewhat safe		45% N=253
		Neither safe nor unsafe		9% N=51
		Somewhat unsafe		10% N=57
		Very unsafe		1% N=6
	From violent crime	Very safe		51% N=286
		Somewhat safe		34% N=187
		Neither safe nor unsafe		9% N=48
		Somewhat unsafe		5% N=28
		Very unsafe		1% N=7
	From fire, flood, or other natural disaster	Very safe		61% N=336
		Somewhat safe		30% N=167
		Neither safe nor unsafe		7% N=39
		Somewhat unsafe		1% N=8
Please rate the job you feel the St. Anthony Village community does at each of the following.	Making all residents feel welcome	Excellent		29% N=148
		Good		48% N=248
		Fair		19% N=98
		Poor		4% N=22
	Attracting people from diverse backgrounds	Excellent		22% N=106
		Good		42% N=204
		Fair		27% N=130
		Poor		9% N=41
	Valuing/respecting residents from diverse backgrounds	Excellent		22% N=104
		Good		47% N=222
		Fair		23% N=108
		Poor		8% N=36
	Taking care of vulnerable residents	Excellent		21% N=87
		Good		52% N=212
		Fair		21% N=84
		Poor		6% N=24
Please rate each of the following in the St. Anthony Village community.	Overall quality of business and service establishments	Excellent		35% N=190
		Good		48% N=257
































Please rate each of the following in the St. Anthony Village community.	Overall quality of business and service establishments	Fair		16% N=87
		Poor		1% N=4
	Variety of business and service establishments	Excellent		14% N=77
		Good		43% N=243
		Fair		37% N=209
		Poor		7% N=38
	Vibrancy of downtown/commercial area	Excellent		11% N=61
		Good		38% N=204
		Fair		42% N=229
		Poor		9% N=47
	Employment opportunities	Excellent		10% N=26
		Good		34% N=94
		Fair		43% N=119
		Poor		13% N=35
	Shopping opportunities	Excellent		7% N=38
		Good		36% N=203
		Fair		43% N=244
		Poor		15% N=83
	Cost of living	Excellent		5% N=27
		Good		34% N=190
		Fair		43% N=240
		Poor		18% N=99
	Overall image or reputation	Excellent		31% N=176
		Good		53% N=297
		Fair		14% N=80
		Poor		1% N=8
Please also rate each of the following in the St. Anthony Village community.	Traffic flow on major streets	Excellent		15% N=85
		Good		60% N=341
		Fair		22% N=124
		Poor		4% N=20
	Ease of public parking	Excellent		32% N=179
































Please also rate each of the following in the St. Anthony Village community.
































Ease of public parking	Good		53% N=294
	Fair		14% N=75
	Poor		1% N=5
Ease of travel by car	Excellent		44% N=250
	Good		48% N=272
	Fair		8% N=44
	Poor		0% N=1
Ease of travel by public transportation	Excellent		14% N=50
	Good		40% N=141
	Fair		34% N=118
	Poor		12% N=42
Ease of travel by bicycle	Excellent		16% N=68
	Good		45% N=188
	Fair		30% N=125
	Poor		9% N=38
Ease of walking	Excellent		27% N=149
	Good		49% N=273
	Fair		20% N=110
	Poor		4% N=21
Well-planned residential growth	Excellent		16% N=61
	Good		48% N=179
	Fair		26% N=97
	Poor		10% N=39
Well-planned commercial growth	Excellent		12% N=46
	Good		40% N=149
	Fair		36% N=136
	Poor		12% N=43
Well-designed neighborhoods	Excellent		18% N=89
	Good		57% N=289
	Fair		23% N=114
	Poor		3% N=15
































Please also rate each of the following in the St. Anthony Village community.
































Preservation of the historical or cultural character of the community	Excellent		16% N=55
	Good		52% N=176
	Fair		26% N=90
	Poor		6% N=21
Public places where people want to spend time	Excellent		15% N=81
	Good		47% N=253
	Fair		33% N=175
	Poor		5% N=28
Variety of housing options	Excellent		13% N=65
	Good		47% N=241
	Fair		31% N=156
	Poor		9% N=47
Availability of affordable quality housing	Excellent		7% N=32
	Good		31% N=141
	Fair		36% N=160
	Poor		26% N=115
Overall quality of new development	Excellent		13% N=58
	Good		47% N=219
	Fair		30% N=141
	Poor		10% N=46
Overall appearance	Excellent		29% N=165
	Good		55% N=314
	Fair		15% N=88
	Poor		1% N=4
Cleanliness	Excellent		40% N=229
	Good		47% N=268
	Fair		11% N=65
	Poor		1% N=6
Water resources	Excellent		20% N=100
	Good		49% N=240
	Fair		24% N=120

Please also rate each of the following in the St. Anthony Village community.	Water resources	Poor		6% N=32
	Air quality	Excellent		33% N=183
		Good		51% N=280
		Fair		14% N=77
		Poor		2% N=12
	Availability of paths and walking trails	Excellent		20% N=105
		Good		44% N=232
		Fair		29% N=155
		Poor		7% N=40
	Fitness opportunities	Excellent		15% N=72
		Good		47% N=221
		Fair		30% N=143
		Poor		8% N=36
	Recreational opportunities	Excellent		12% N=57
		Good		51% N=251
		Fair		31% N=154
		Poor		6% N=30
	Availability of affordable quality food	Excellent		17% N=91
		Good		46% N=250
		Fair		31% N=170
		Poor		7% N=38
	Availability of affordable quality health care	Excellent		22% N=87
		Good		46% N=185
		Fair		29% N=118
		Poor		3% N=13
	Availability of preventive health services	Excellent		21% N=79
		Good		46% N=173
		Fair		29% N=110
		Poor		5% N=18
	Availability of affordable quality mental health care	Excellent		13% N=31
		Good		34% N=81
































Please also rate each of the following in the St. Anthony Village community.	Availability of affordable quality mental health care	Fair		38% N=91
		Poor		15% N=35
	Opportunities to attend cultural/arts/music activities	Excellent		10% N=46
		Good		37% N=178
		Fair		40% N=193
		Poor		14% N=65
	Community support for the arts	Excellent		14% N=55
		Good		46% N=184
		Fair		32% N=130
		Poor		9% N=35
	Availability of affordable quality childcare/preschool	Excellent		24% N=59
		Good		49% N=121
		Fair		22% N=56
		Poor		5% N=11
	K-12 education	Excellent		44% N=153
		Good		43% N=148
		Fair		9% N=32
		Poor		4% N=13
	Adult educational opportunities	Excellent		13% N=46
		Good		49% N=166
		Fair		29% N=99
		Poor		9% N=30
	Sense of civic/community pride	Excellent		22% N=114
		Good		55% N=283
		Fair		18% N=95
		Poor		4% N=23
	Neighborliness of residents	Excellent		27% N=150
		Good		46% N=254
		Fair		22% N=124
		Poor		5% N=25
	Opportunities to participate in social events and activities	Excellent		15% N=73
































Please also rate each of the following in the St. Anthony Village community.	Opportunities to participate in social events and activities	Good		52% N=249
		Fair		26% N=122
		Poor		7% N=32
	Opportunities to attend special events and festivals	Excellent		19% N=91
		Good		47% N=231
		Fair		27% N=130
		Poor		8% N=38
	Opportunities to volunteer	Excellent		17% N=64
		Good		48% N=174
		Fair		27% N=100
		Poor		7% N=27
	Opportunities to participate in community matters	Excellent		17% N=74
		Good		47% N=201
		Fair		29% N=125
		Poor		7% N=28
	Openness and acceptance of the community toward people of diverse backgrounds	Excellent		19% N=89
		Good		40% N=185
		Fair		29% N=135
		Poor		11% N=50
Please indicate whether or not you have done each of the following in the last 12 months.	Contacted the City of St. Anthony Village for help or information	No		56% N=318
		Yes		44% N=251
	Contacted St. Anthony Village elected officials to express your opinion	No		80% N=410
		Yes		20% N=103
	Attended a local public meeting	No		87% N=494
		Yes		13% N=75
	Watched a local public meeting	No		81% N=462
		Yes		19% N=109
	Volunteered your time to some group/activity	No		78% N=444
		Yes		22% N=126
	Campaigned or advocated for a local issue, cause, or candidate	No		89% N=505
		Yes		11% N=65
































Please indicate whether or not you have done each of the following in the last 12 months.	Voted in your most recent local election	No		28% N=162
		Yes		72% N=408
	Used public transportation instead of driving	No		77% N=439
		Yes		23% N=130
	Carpooled with other adults or children instead of driving alone	No		59% N=334
		Yes		41% N=236
	Walked or biked instead of driving	No		31% N=178
		Yes		69% N=393
Please rate the quality of each of the following services in St. Anthony Village.	Public information services	Excellent		16% N=72
		Good		64% N=291
		Fair		17% N=76
		Poor		3% N=13
	Economic development	Excellent		11% N=40
		Good		57% N=203
		Fair		27% N=98
		Poor		5% N=18
	Traffic enforcement	Excellent		19% N=91
		Good		52% N=248
		Fair		21% N=100
		Poor		8% N=37
	Traffic signal timing	Excellent		16% N=84
		Good		60% N=316
		Fair		19% N=100
		Poor		6% N=30
	Street repair	Excellent		18% N=98
		Good		56% N=308
		Fair		18% N=102
		Poor		8% N=45
	Street cleaning	Excellent		35% N=193
		Good		51% N=280
		Fair		12% N=64
































Please rate the quality of each of the following services in St. Anthony Village.	Street cleaning	Poor		2% N=11
	Street lighting	Excellent		22% N=120
		Good		55% N=301
		Fair		17% N=94
		Poor		6% N=34
	Snow removal	Excellent		36% N=192
		Good		48% N=258
		Fair		13% N=68
		Poor		3% N=16
	Sidewalk maintenance	Excellent		23% N=114
		Good		50% N=250
		Fair		21% N=104
		Poor		6% N=32
	Bus or transit services	Excellent		15% N=53
		Good		49% N=167
		Fair		24% N=84
		Poor		12% N=40
	Land use, planning and zoning	Excellent		13% N=44
		Good		50% N=164
		Fair		27% N=88
		Poor		9% N=31
	Code enforcement	Excellent		17% N=58
		Good		48% N=165
		Fair		25% N=87
		Poor		9% N=31
	Affordable high-speed internet access	Excellent		22% N=107
		Good		45% N=217
		Fair		21% N=103
		Poor		11% N=54
	Garbage collection	Excellent		34% N=181
		Good		53% N=280
































Please rate the quality of each of the following services in St. Anthony Village.
































Garbage collection	Fair		10% N=53
	Poor		3% N=14
Drinking water	Excellent		32% N=176
	Good		36% N=197
	Fair		21% N=114
	Poor		11% N=61
Sewer services	Excellent		37% N=186
	Good		51% N=257
	Fair		11% N=56
	Poor		0% N=2
Storm water management	Excellent		32% N=150
	Good		52% N=246
	Fair		14% N=68
	Poor		1% N=7
Power (electric and/or gas) utility	Excellent		34% N=181
	Good		52% N=281
	Fair		12% N=63
	Poor		2% N=11
Utility billing	Excellent		28% N=145
	Good		53% N=273
	Fair		15% N=77
	Poor		4% N=23
Police/Sheriff services	Excellent		42% N=202
	Good		43% N=209
	Fair		10% N=50
	Poor		4% N=22
Crime prevention	Excellent		26% N=117
	Good		56% N=252
	Fair		16% N=70
	Poor		2% N=11
Animal control	Excellent		26% N=79

Please rate the quality of each of the following services in St. Anthony Village.	Animal control	Good		53% N=161
		Fair		18% N=56
		Poor		3% N=8
	Ambulance or emergency medical services	Excellent		52% N=208
		Good		39% N=157
		Fair		9% N=36
		Poor		0% N=1
	Fire services	Excellent		52% N=229
		Good		41% N=180
		Fair		7% N=32
		Poor		0% N=1
	Fire prevention and education	Excellent		45% N=165
		Good		41% N=150
		Fair		12% N=44
		Poor		1% N=5
	Emergency preparedness	Excellent		31% N=99
		Good		46% N=147
		Fair		19% N=59
		Poor		4% N=13
	Preservation of natural areas	Excellent		21% N=86
		Good		49% N=199
		Fair		24% N=96
		Poor		6% N=24
	St. Anthony Village open space	Excellent		18% N=84
		Good		52% N=242
		Fair		25% N=118
		Poor		5% N=23
	Recycling	Excellent		34% N=178
		Good		48% N=247
		Fair		15% N=78
		Poor		3% N=16

Please rate the quality of each of the following services in St. Anthony Village.	Yard waste pick-up	Excellent		39% N=136
		Good		48% N=170
		Fair		9% N=33
		Poor		4% N=14
	City parks	Excellent		35% N=186
		Good		49% N=258
		Fair		15% N=77
		Poor		0% N=3
	Recreation programs or classes	Excellent		17% N=62
		Good		55% N=199
		Fair		24% N=85
		Poor		4% N=14
	Recreation centers or facilities	Excellent		17% N=66
		Good		52% N=209
		Fair		25% N=99
		Poor		7% N=27
	Health services	Excellent		24% N=79
		Good		53% N=175
		Fair		21% N=70
		Poor		2% N=5
	Public library services	Excellent		34% N=147
		Good		45% N=193
		Fair		18% N=79
		Poor		3% N=14
	Overall customer service by St. Anthony Village employees	Excellent		40% N=191
		Good		47% N=224
		Fair		11% N=54
		Poor		1% N=7
Please rate the following categories of St. Anthony Village government performance.	The value of services for the taxes paid to St. Anthony Village	Excellent		14% N=67
		Good		54% N=252
		Fair		24% N=113

















Please rate the following categories of St. Anthony Village government performance.	The value of services for the taxes paid to St. Anthony Village	Poor		7% N=32
	The overall direction that St. Anthony Village is taking	Excellent		19% N=84
		Good		54% N=240
		Fair		20% N=88
		Poor		6% N=29
	The job St. Anthony Village government does at welcoming resident involvement	Excellent		20% N=80
		Good		47% N=191
		Fair		25% N=101
		Poor		8% N=34
	Overall confidence in St. Anthony Village government	Excellent		21% N=97
		Good		50% N=235
		Fair		24% N=111
		Poor		6% N=28
	Generally acting in the best interest of the community	Excellent		24% N=112
		Good		51% N=240
		Fair		22% N=104
		Poor		4% N=18
	Being honest	Excellent		25% N=107
		Good		53% N=230
		Fair		18% N=78
		Poor		4% N=17
	Being open and transparent to the public	Excellent		24% N=100
		Good		49% N=209
		Fair		22% N=95
		Poor		5% N=23
	Informing residents about issues facing the community	Excellent		20% N=91
		Good		51% N=236
		Fair		22% N=102
		Poor		7% N=34
	Treating all residents fairly	Excellent		23% N=94
		Good		52% N=208

Please rate the following categories of St. Anthony Village government performance.	Treating all residents fairly	Fair		18% N=71
		Poor		7% N=28
	Treating residents with respect	Excellent		30% N=132
		Good		51% N=227
		Fair		14% N=63
		Poor		5% N=23
Overall, how would you rate the quality of the services provided by each of the following?	The City of St. Anthony Village	Excellent		30% N=154
		Good		56% N=292
		Fair		13% N=68
		Poor		1% N=6
	The Federal Government	Excellent		7% N=35
		Good		46% N=222
		Fair		35% N=169
		Poor		12% N=59
Please rate how important, if at all, you think it is for the St. Anthony Village community to focus on each of the following in the coming two years.	Overall economic health	Essential		36% N=203
		Very important		50% N=282
		Somewhat important		14% N=80
		Not at all important		0% N=2
	Overall quality of the transportation system	Essential		29% N=165
		Very important		46% N=260
		Somewhat important		23% N=131
		Not at all important		2% N=13
	Overall design or layout of residential and commercial areas	Essential		29% N=166
		Very important		42% N=244
		Somewhat important		25% N=145
		Not at all important		3% N=20
	Overall quality of the utility infrastructure	Essential		46% N=260
		Very important		43% N=245
		Somewhat important		11% N=62
		Not at all important		1% N=4
	Overall feeling of safety	Essential		62% N=351

Please rate how important, if at all, you think it is for the St. Anthony Village community to focus on each of the following in the coming two years.	Overall feeling of safety	Very important	 29% N=165
		Somewhat important	 8% N=47
		Not at all important	 1% N=5
	Overall quality of natural environment	Essential	 35% N=201
		Very important	 48% N=276
		Somewhat important	 15% N=86
		Not at all important	 1% N=8
	Overall quality of parks and recreation opportunities	Essential	 33% N=189
		Very important	 52% N=298
		Somewhat important	 14% N=79
		Not at all important	 1% N=4
	Overall health and wellness opportunities	Essential	 21% N=120
		Very important	 47% N=269
		Somewhat important	 27% N=153
		Not at all important	 5% N=27
	Overall opportunities for education, culture, and the arts	Essential	 29% N=163
		Very important	 43% N=248
		Somewhat important	 25% N=145
		Not at all important	 3% N=16
	Residents' connection and engagement with their community	Essential	 23% N=133
		Very important	 51% N=294
		Somewhat important	 23% N=130
		Not at all important	 3% N=17
In general, how many times do you:	Access the internet from your home	Several times a day	 81% N=456
		Once a day	 8% N=43
		A few times a week	 3% N=17
		Every few weeks	 1% N=7
		Less often or never	 7% N=39
	Access the internet from your cell phone	Several times a day	 82% N=455
		Once a day	 3% N=19
		A few times a week	 4% N=21

In general, how many times do you:	Access the internet from your cell phone	Every few weeks	<div></div>	1% N=5
		Less often or never	<div></div>	10% N=56
Visit social media sites	Several times a day		<div></div>	50% N=277
	Once a day		<div></div>	13% N=74
	A few times a week		<div></div>	8% N=42
	Every few weeks		<div></div>	6% N=32
	Less often or never		<div></div>	24% N=131
Use or check email	Several times a day		<div></div>	80% N=444
	Once a day		<div></div>	15% N=81
	A few times a week		<div></div>	1% N=8
	Every few weeks		<div></div>	0% N=2
	Less often or never		<div></div>	4% N=22
Share your opinions online	Several times a day		<div></div>	7% N=38
	Once a day		<div></div>	3% N=14
	A few times a week		<div></div>	13% N=70
	Every few weeks		<div></div>	15% N=83
	Less often or never		<div></div>	62% N=337
Shop online	Several times a day		<div></div>	7% N=37
	Once a day		<div></div>	10% N=57
	A few times a week		<div></div>	31% N=167
	Every few weeks		<div></div>	33% N=178
	Less often or never		<div></div>	20% N=107
Please rate your overall health.	Excellent		<div></div>	26% N=147
	Very good		<div></div>	43% N=244
	Good		<div></div>	23% N=130
	Fair		<div></div>	8% N=49
	Poor		<div></div>	1% N=4
What impact, if any, do you think the economy will have on your family income in the next 6 months? Do you think the impact will be:	Very positive		<div></div>	6% N=34
	Somewhat positive		<div></div>	14% N=78
	Neutral		<div></div>	42% N=237
	Somewhat negative		<div></div>	33% N=188

What impact, if any, do you think the economy will have on your family income in the next 6 months?			
Do you think the impact will be:		Very negative	6% N=33
How many years have you lived in St. Anthony Village?	Less than 2 years		24% N=136
	2-5 years		21% N=118
	6-10 years		13% N=76
	11-20 years		18% N=103
	More than 20 years		24% N=140
Which best describes the building you live in?		One family house detached from any other houses	42% N=243
		Building with two or more homes (duplex, townhome, apa..	55% N=316
		Mobile home	0% N=2
		Other	2% N=11
Do you rent or own your home?		Rent	44% N=252
		Own	56% N=321
About how much is your monthly housing cost for the place you live (including rent, mortgage payment, property tax, property insurance, and homeowners' association (HOA) fees)?	About how much is your monthly housing cost for the place you live (including rent, mortgage payment, property tax, property insurance and homeowners' association (HOA) fees)?	Less than \$500	3% N=15
		\$500 to \$999	15% N=85
		\$1,000 to \$1,499	22% N=123
		\$1,500 to \$1,999	25% N=142
		\$2,000 to \$2,499	20% N=114
		\$2,500 to \$2,999	8% N=46
		\$3,000 to \$3,499	3% N=18
		\$3,500 or more	4% N=22
Do any children 17 or under live in your household?		No	78% N=447
		Yes	22% N=125
Are you or any other members of your household aged 65 or older?		No	56% N=323
		Yes	44% N=249
How much do you anticipate your household's total income before taxes will be for the current year? (Please include in your total income money from all sources for all persons living in your household.)		Less than \$25,000	8% N=46
		\$25,000 to \$49,999	19% N=104
		\$50,000 to \$74,999	13% N=72
		\$75,000 to \$99,999	19% N=105
		\$100,000 to \$149,999	18% N=100
		\$150,000 or more	22% N=120
Are you Spanish, Hispanic, or Latino?	Are you Spanish, Hispanic or Latino?	No, not Spanish, Hispanic, or Latino	96% N=542

Are you Spanish, Hispanic, or Latino?	Are you Spanish, Hispanic or Latino?	Yes, I consider myself to be Spanish, Hispanic, or Latino		4% N=20
	What is your race? (Mark one or more races to indicate what race you consider yourself to be.)	American Indian or Alaskan Native		1% N=6
		Asian, Asian Indian, or Pacific Islander		9% N=52
		Black or African American		5% N=28
		White		83% N=470
		Other		7% N=37
	In which category is your age?	18-24 years		3% N=20
		25-34 years		16% N=90
		35-44 years		12% N=69
		45-54 years		17% N=97
		55-64 years		10% N=60
		65-74 years		18% N=104
		75 years or older		23% N=132
	What is your gender?	Woman		49% N=279
		Man		50% N=286
		Identify in another way		1% N=7

Methods (open participation)

As part of its participation in The National Community Survey™ (The NCS™), the City of St. Anthony Village conducted a survey of 2,800 residents. Survey invitations were mailed to randomly selected households and data were collected from August 1, 2022 to September 19, 2022. The results from this main survey effort represent the most robust estimate of your residents' opinions.

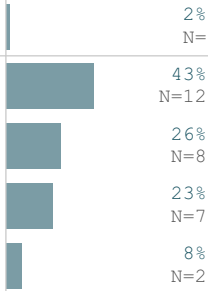
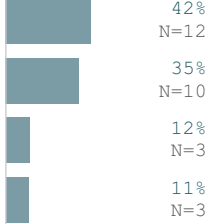
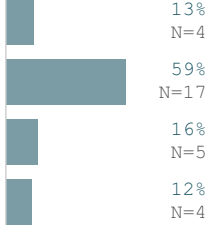
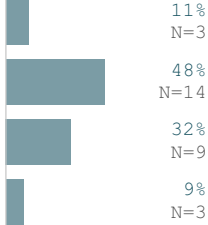
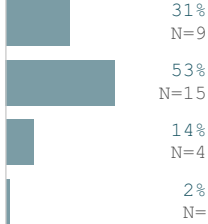
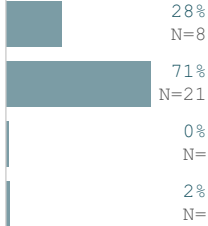
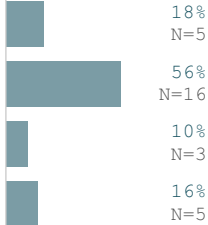
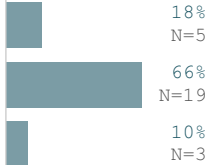
After the above data collection period was underway, a link to an online open participation survey was publicized by the City of St. Anthony Village. The open participation survey was identical to the probability sample survey with two small updates; it asked a question to confirm the respondent was a resident and also a question about where they heard about the survey. The open participation survey was open to all city residents and became available on September 5, 2022. The survey remained open for two weeks and there were 29 responses.

































The open participation survey data were not collected through a random sample and it is unknown who in the community was aware of the survey; therefore, a level of confidence in the representativeness of the sample cannot be estimated. Due to limited response, the results were not statistically weighted.

































Open participation survey results
































This dashboard contains a complete set of responses to each question on the open participation survey. By default, "don't know" responses are excluded, but may be added to the table using the response filter to the right. In some tables, the percentages may not sum to 100%; this is either because the question permitted the respondent to "choose all that apply", or for a question that asked the respondent to select one answer, it is due to the customary practice of rounding values to the nearest whole number.

































Do you live within the city limits of St. Anthony Vill.. Yes			100% N=29
Please rate each of the following aspects of quality of life in St. Anthony Village.	St. Anthony Village as a place to live	Excellent	29% N=8
		Good	64% N=18
		Fair	6% N=2
		Poor	2% N=
	Your neighborhood as a place to live	Excellent	22% N=6
		Good	76% N=22
		Fair	0% N=
		Poor	2% N=
	St. Anthony Village as a place to raise children	Excellent	42% N=8
		Good	44% N=9
		Fair	12% N=2
		Poor	2% N=
	St. Anthony Village as a place to work	Excellent	29% N=3
		Good	24% N=3
		Fair	34% N=4
		Poor	14% N=2
	St. Anthony Village as a place to visit	Excellent	8% N=2
		Good	43% N=10
		Fair	25% N=6
		Poor	24% N=5
	St. Anthony Village as a place to retire	Excellent	45% N=11
		Good	25% N=6
		Fair	19% N=5
		Poor	11% N=3
	The overall quality of life	Excellent	20% N=6
		Good	75% N=22
		Fair	4% N=1

Please rate each of the following aspects of quality of life in St. Anthony Village.	The overall quality of life	Poor		2% N=
	Sense of community	Excellent		43% N=12
		Good		26% N=8
		Fair		23% N=7
		Poor		8% N=2
Please rate each of the following characteristics as they relate to St. Anthony Village as a whole.	Overall economic health	Excellent		42% N=12
		Good		35% N=10
		Fair		12% N=3
		Poor		11% N=3
	Overall quality of the transportation system	Excellent		13% N=4
		Good		59% N=17
		Fair		16% N=5
		Poor		12% N=4
	Overall design or layout of residential and commercial areas	Excellent		11% N=3
		Good		48% N=14
		Fair		32% N=9
		Poor		9% N=3
	Overall quality of the utility infrastructure	Excellent		31% N=9
		Good		53% N=15
		Fair		14% N=4
		Poor		2% N=
	Overall feeling of safety	Excellent		28% N=8
		Good		71% N=21
		Fair		0% N=
		Poor		2% N=
	Overall quality of natural environment	Excellent		18% N=5
		Good		56% N=16
		Fair		10% N=3
		Poor		16% N=5
	Overall quality of parks and recreation opportunities	Excellent		18% N=5
		Good		66% N=19
		Fair		10% N=3

































Please rate each of the following characteristics as they relate to St. Anthony Village as a whole.	Overall quality of parks and recreation opportunities	Poor		6% N=2
	Overall health and wellness opportunities	Excellent		22% N=5
		Good		50% N=10
		Fair		18% N=4
		Poor		10% N=2
	Overall opportunities for education, culture, and the arts	Excellent		13% N=3
		Good		32% N=8
		Fair		38% N=9
		Poor		16% N=4
	Residents' connection and engagement with their community	Excellent		24% N=7
		Good		43% N=12
		Fair		21% N=6
		Poor		13% N=4
Please indicate how likely or unlikely you are to do each of the following.	Recommend living in St. Anthony Village to someone who asks	Very likely		53% N=15
		Somewhat likely		36% N=10
		Somewhat unlikely		8% N=2
		Very unlikely		4% N=1
	Remain in St. Anthony Village for the next five years	Very likely		63% N=18
		Somewhat likely		27% N=8
		Somewhat unlikely		10% N=3
Please rate how safe or unsafe you feel:	In your neighborhood during the day	Very safe		81% N=24
		Somewhat safe		17% N=5
		Neither safe nor unsafe		2% N=
		Somewhat unsafe		0% N=
		Very unsafe		0% N=
	In St. Anthony Village's downtown/commercial area during the day	Very safe		53% N=15
		Somewhat safe		45% N=12
		Neither safe nor unsafe		2% N=1
	From property crime	Very safe		18% N=5
		Somewhat safe		68% N=19
		Neither safe nor unsafe		2% N=
		Somewhat unsafe		0% N=
































Please rate how safe or unsafe you feel:	From property crime	Very unsafe		13% N=4
	From violent crime	Very safe		45% N=13
		Somewhat safe		53% N=15
		Neither safe nor unsafe		2% N=
		Very unsafe		0% N=
	From fire, flood, or other natural disaster	Very safe		44% N=13
		Somewhat safe		24% N=7
		Neither safe nor unsafe		31% N=9
Please rate the job you feel the St. Anthony Village community does at each of the following.	Making all residents feel welcome	Excellent		19% N=5
		Good		34% N=8
		Fair		40% N=10
		Poor		6% N=2
	Attracting people from diverse backgrounds	Excellent		5% N=1
		Good		37% N=10
		Fair		34% N=9
		Poor		25% N=7
	Valuing/respecting residents from diverse backgrounds	Excellent		29% N=7
		Good		11% N=3
		Fair		32% N=8
		Poor		28% N=7
	Taking care of vulnerable residents	Excellent		5% N=1
		Good		62% N=15
		Fair		23% N=5
		Poor		11% N=3
Please rate each of the following in the St. Anthony Village community.	Overall quality of business and service establishments	Excellent		4% N=1
		Good		61% N=17
		Fair		26% N=7
		Poor		8% N=2
	Variety of business and service establishments	Excellent		4% N=1
		Good		32% N=9
		Fair		47% N=13
		Poor		17% N=5

































Please rate each of the following in the St. Anthony Village community.	Vibrancy of downtown/commercial area	Excellent		14% N=4
		Good		28% N=8
		Fair		44% N=13
		Poor		14% N=4
	Employment opportunities	Good		29% N=4
		Fair		38% N=5
		Poor		33% N=4
	Shopping opportunities	Excellent		4% N=1
		Good		17% N=5
		Fair		53% N=15
		Poor		26% N=8
	Cost of living	Good		18% N=5
		Fair		58% N=16
		Poor		24% N=7
	Overall image or reputation	Excellent		24% N=7
		Good		61% N=18
		Fair		10% N=3
		Poor		5% N=2
Please also rate each of the following in the St. Anthony Village community.	Traffic flow on major streets	Excellent		12% N=3
		Good		38% N=11
		Fair		44% N=13
		Poor		6% N=2
	Ease of public parking	Excellent		31% N=9
		Good		25% N=7
		Fair		43% N=12
		Poor		2% N=1
	Ease of travel by car	Excellent		45% N=13
		Good		34% N=10
		Fair		21% N=6
	Ease of travel by public transportation	Excellent		10% N=2
		Good		25% N=4
		Fair		28% N=5

































Please also rate each of the following in the St. Anthony Village community.	Ease of travel by public transportation	Poor		36% N=6
	Ease of travel by bicycle	Excellent		25% N=5
		Good		20% N=4
		Fair		15% N=3
		Poor		39% N=8
	Ease of walking	Excellent		30% N=9
		Good		45% N=13
		Fair		13% N=4
		Poor		12% N=3
	Well-planned residential growth	Good		29% N=8
		Fair		52% N=14
		Poor		20% N=5
	Well-planned commercial growth	Excellent		5% N=1
		Good		18% N=5
		Fair		41% N=11
		Poor		36% N=10
	Well-designed neighborhoods	Excellent		2% N=1
		Good		60% N=17
		Fair		27% N=8
		Poor		11% N=3
	Preservation of the historical or cultural character of the community	Excellent		6% N=1
		Good		31% N=7
		Fair		46% N=10
		Poor		17% N=3
	Public places where people want to spend time	Excellent		13% N=4
		Good		27% N=8
		Fair		31% N=9
		Poor		29% N=8
	Variety of housing options	Excellent		5% N=1
		Good		53% N=14
		Fair		35% N=9
		Poor		7% N=2































Please also rate each of the following in the St. Anthony Village community.

Availability of affordable quality housing	Excellent		8% N=2
	Good		47% N=10
	Fair		20% N=4
	Poor		25% N=6
Overall quality of new development	Good		49% N=14
	Fair		39% N=11
	Poor		11% N=3
Overall appearance	Excellent		15% N=4
	Good		62% N=18
	Fair		19% N=6
	Poor		4% N=1
Cleanliness	Excellent		26% N=7
	Good		42% N=12
	Fair		27% N=8
	Poor		5% N=1
Water resources	Excellent		10% N=3
	Good		40% N=11
	Fair		46% N=12
	Poor		4% N=1
Air quality	Excellent		43% N=13
	Good		55% N=16
	Fair		2% N=
	Poor		0% N=
Availability of paths and walking trails	Excellent		11% N=3
	Good		33% N=9
	Fair		30% N=9
	Poor		26% N=8
Fitness opportunities	Excellent		5% N=1
	Good		29% N=8
	Fair		45% N=12
	Poor		21% N=6
Recreational opportunities	Excellent		6% N=1
































Please also rate each of the following in the St. Anthony Village community.	Recreational opportunities	Good		40% N=10
		Fair		45% N=11
		Poor		9% N=2
Availability of affordable quality food		Excellent		4% N=1
		Good		46% N=13
		Fair		36% N=10
		Poor		13% N=4
Availability of affordable quality health care		Excellent		6% N=2
		Good		44% N=13
		Fair		33% N=9
		Poor		17% N=5
Availability of preventive health services		Excellent		9% N=2
		Good		40% N=10
		Fair		31% N=8
		Poor		20% N=5
Availability of affordable quality mental health care		Excellent		3% N=1
		Good		21% N=4
		Fair		51% N=10
		Poor		25% N=5
Opportunities to attend cultural/arts/music activities		Excellent		2% N=1
		Good		54% N=14
		Fair		23% N=6
		Poor		20% N=5
Community support for the arts		Excellent		2% N=1
		Good		40% N=10
		Fair		47% N=11
		Poor		11% N=3
Availability of affordable quality childcare/preschool		Excellent		30% N=6
		Good		41% N=8
		Fair		9% N=2
		Poor		20% N=4
K-12 education		Excellent		54% N=13

































Please also rate each of the following in the St. Anthony Village community.	K-12 education	Good		28% N=7
		Fair		15% N=4
		Poor		2% N=1
	Adult educational opportunities	Excellent		12% N=3
		Good		26% N=6
		Fair		43% N=11
		Poor		19% N=5
	Sense of civic/community pride	Excellent		25% N=6
		Good		49% N=12
		Fair		22% N=6
		Poor		4% N=1
	Neighborliness of residents	Excellent		26% N=8
		Good		44% N=13
		Fair		18% N=5
		Poor		12% N=3
	Opportunities to participate in social events and activities	Excellent		2% N=1
		Good		57% N=16
		Fair		17% N=5
		Poor		25% N=7
	Opportunities to attend special events and festivals	Excellent		16% N=5
		Good		53% N=15
		Fair		27% N=8
		Poor		4% N=1
	Opportunities to volunteer	Excellent		10% N=2
		Good		34% N=8
		Fair		42% N=10
		Poor		14% N=4
	Opportunities to participate in community matters	Excellent		8% N=2
		Good		63% N=18
		Fair		14% N=4
		Poor		15% N=4
	Openness and acceptance of the community toward people of diverse backgrounds	Excellent		24% N=6

Please also rate each of the following in the St. Anthony Village community.	Openness and acceptance of the community toward people of diverse backgrounds	Good		22% N=5
		Fair		32% N=8
		Poor		22% N=5
Please indicate whether or not you have done each of the following in the last 12 months.	Contacted the City of St. Anthony Village for help or information	No		19% N=5
		Yes		81% N=24
	Contacted St. Anthony Village elected officials to express your opinion	No		61% N=18
		Yes		39% N=11
	Attended a local public meeting	No		39% N=11
		Yes		61% N=18
	Watched a local public meeting	No		54% N=16
		Yes		46% N=13
	Volunteered your time to some group/activity	No		51% N=15
		Yes		49% N=14
	Campaigned or advocated for a local issue, cause, or candidate	No		86% N=25
		Yes		14% N=4
	Voted in your most recent local election	No		14% N=4
		Yes		86% N=25
	Used public transportation instead of driving	No		80% N=23
		Yes		20% N=6
	Carpooled with other adults or children instead of driving alone	No		66% N=19
		Yes		34% N=10
	Walked or biked instead of driving	No		26% N=7
		Yes		74% N=22
Please rate the quality of each of the following services in St. Anthony Village.	Public information services	Excellent		28% N=8
		Good		34% N=10
		Fair		30% N=9
		Poor		9% N=3
	Economic development	Good		29% N=7
		Fair		57% N=14
		Poor		14% N=4
	Traffic enforcement	Excellent		5% N=1
		Good		60% N=16




























Please rate the quality of each of the following services in St. Anthony Village.	Traffic enforcement	Fair		31% N=8
		Poor		4% N=1
Traffic signal timing	Excellent			9% N=3
	Good			46% N=13
	Fair			35% N=10
	Poor			10% N=3
Street repair	Excellent			19% N=6
	Good			49% N=14
	Fair			19% N=5
	Poor			13% N=4
Street cleaning	Excellent			55% N=16
	Good			21% N=6
	Fair			14% N=4
	Poor			9% N=3
Street lighting	Excellent			27% N=8
	Good			52% N=15
	Fair			11% N=3
	Poor			10% N=3
Snow removal	Excellent			38% N=11
	Good			42% N=12
	Fair			20% N=6
	Poor			0% N=
Sidewalk maintenance	Excellent			34% N=9
	Good			19% N=5
	Fair			13% N=3
	Poor			34% N=9
Bus or transit services	Excellent			3% N=1
	Good			46% N=9
	Fair			43% N=9
	Poor			8% N=2
Land use, planning and zoning	Excellent			7% N=2
	Good			12% N=3

Please rate the quality of each of the following services in St. Anthony Village.

































Land use, planning and zoning	Fair		54% N=14
	Poor		28% N=7
Code enforcement	Excellent		6% N=1
	Good		30% N=7
	Fair		43% N=10
	Poor		21% N=5
Affordable high-speed internet access	Excellent		27% N=7
	Good		53% N=14
	Fair		7% N=2
	Poor		13% N=4
Garbage collection	Excellent		50% N=14
	Good		27% N=8
	Fair		14% N=4
	Poor		9% N=3
Drinking water	Excellent		46% N=13
	Good		37% N=11
	Fair		10% N=3
	Poor		7% N=2
Sewer services	Excellent		45% N=13
	Good		49% N=14
	Fair		6% N=2
Storm water management	Excellent		43% N=12
	Good		35% N=10
	Fair		21% N=6
Power (electric and/or gas) utility	Excellent		50% N=14
	Good		38% N=11
	Fair		12% N=3
Utility billing	Excellent		43% N=12
	Good		33% N=9
	Fair		23% N=7
	Poor		2% N=
Police/Sheriff services	Excellent		43% N=12

































Please rate the quality of each of the following services in St. Anthony Village.	Police/Sheriff services	Good		44% N=13
		Fair		12% N=3
		Poor		2% N=
	Crime prevention	Excellent		34% N=9
		Good		43% N=12
		Fair		22% N=6
		Poor		0% N=
	Animal control	Excellent		13% N=2
		Good		68% N=12
		Fair		3% N=
		Poor		17% N=3
	Ambulance or emergency medical services	Excellent		62% N=15
		Good		36% N=9
		Fair		2% N=1
	Fire services	Excellent		61% N=17
		Good		37% N=10
		Fair		2% N=
	Fire prevention and education	Excellent		62% N=17
		Good		31% N=9
		Fair		5% N=1
		Poor		2% N=
	Emergency preparedness	Excellent		21% N=4
		Good		39% N=8
		Fair		37% N=7
		Poor		2% N=
	Preservation of natural areas	Excellent		5% N=1
		Good		28% N=7
		Fair		51% N=13
		Poor		16% N=4
	St. Anthony Village open space	Good		54% N=15
		Fair		39% N=11
		Poor		7% N=2

Please rate the quality of each of the following services in St. Anthony Village.






























Recycling	Excellent		55% N=16
	Good		36% N=10
	Fair		4% N=1
	Poor		5% N=1
Yard waste pick-up	Excellent		55% N=14
	Good		18% N=5
	Fair		8% N=2
	Poor		19% N=5
City parks	Excellent		29% N=8
	Good		58% N=17
	Fair		14% N=4
	Poor		0% N=
Recreation programs or classes	Excellent		11% N=2
	Good		51% N=11
	Fair		34% N=8
	Poor		5% N=1
Recreation centers or facilities	Excellent		11% N=3
	Good		54% N=14
	Fair		33% N=9
	Poor		2% N=
Health services	Excellent		14% N=3
	Good		44% N=9
	Fair		42% N=8
	Poor		0% N=
Public library services	Excellent		45% N=12
	Good		41% N=11
	Fair		2% N=1
	Poor		12% N=3
Overall customer service by St. Anthony Village employees	Excellent		29% N=9
	Good		64% N=19
	Fair		0% N=
	Poor		6% N=2























Please rate the following categories of St. Anthony Village government performance.

The value of services for the taxes paid to St. Anthony Village	Excellent		22% N=6
	Good		27% N=8
	Fair		45% N=13
	Poor		6% N=2
The overall direction that St. Anthony Village is taking	Good		36% N=10
	Fair		50% N=14
	Poor		14% N=4
The job St. Anthony Village government does at welcoming resident involvement	Excellent		6% N=2
	Good		35% N=10
	Fair		36% N=10
	Poor		22% N=6
Overall confidence in St. Anthony Village government	Good		59% N=17
	Fair		24% N=7
	Poor		17% N=5
Generally acting in the best interest of the community	Good		63% N=18
	Fair		22% N=6
	Poor		15% N=4
Being honest	Good		53% N=15
	Fair		25% N=7
	Poor		23% N=6
Being open and transparent to the public	Excellent		6% N=2
	Good		46% N=13
	Fair		15% N=4
	Poor		32% N=9
Informing residents about issues facing the community	Excellent		22% N=6
	Good		35% N=10
	Fair		15% N=4
	Poor		28% N=8
Treating all residents fairly	Excellent		27% N=6
	Good		22% N=5
	Fair		20% N=4
	Poor		32% N=7

Please rate the following categories of St. Anthony Village government performance.	Treating residents with respect	Excellent		20% N=6
		Good		43% N=12
		Fair		27% N=8
		Poor		10% N=3
Overall, how would you rate the quality of the services provided by each of the following?	The City of St. Anthony Village	Excellent		8% N=2
		Good		75% N=22
		Fair		16% N=5
		Poor		2% N=
	The Federal Government	Excellent		7% N=2
		Good		49% N=13
		Fair		11% N=3
		Poor		33% N=9
Please rate how important, if at all, you think it is for the St. Anthony Village community to focus on each of the following in the coming two years.	Overall economic health	Essential		36% N=10
		Very important		46% N=13
		Somewhat important		19% N=5
	Overall quality of the transportation system	Essential		16% N=5
		Very important		62% N=18
		Somewhat important		18% N=5
		Not at all important		4% N=1
	Overall design or layout of residential and commercial areas	Essential		39% N=11
		Very important		29% N=8
		Somewhat important		32% N=9
	Overall quality of the utility infrastructure	Essential		60% N=17
		Very important		21% N=6
		Somewhat important		19% N=6
	Overall feeling of safety	Essential		52% N=15
		Very important		38% N=11
		Somewhat important		10% N=3
	Overall quality of natural environment	Essential		21% N=6
		Very important		50% N=15
		Somewhat important		28% N=8
	Overall quality of parks and recreation opportunities	Essential		21% N=6

Please rate how important, if at all, you think it is for the St. Anthony Village community to focus on each of the following in the coming two years.	Overall quality of parks and recreation opportunities	Very important		56% N=16
		Somewhat important		23% N=7
	Overall health and wellness opportunities	Essential		19% N=5
		Very important		57% N=17
		Somewhat important		19% N=5
		Not at all important		5% N=1
	Overall opportunities for education, culture, and the arts	Essential		33% N=10
		Very important		12% N=4
		Somewhat important		48% N=14
		Not at all important		6% N=2
	Residents' connection and engagement with their community	Essential		30% N=9
		Very important		62% N=18
		Somewhat important		8% N=2
In general, how many times do you:	Access the internet from your home	Several times a day		96% N=27
		Less often or never		4% N=1
	Access the internet from your cell phone	Several times a day		85% N=25
		Less often or never		15% N=4
	Visit social media sites	Several times a day		42% N=12
		Once a day		33% N=10
		A few times a week		5% N=1
		Every few weeks		3% N=1
		Less often or never		17% N=5
	Use or check email	Several times a day		89% N=26
		Once a day		11% N=3
	Share your opinions online	A few times a week		30% N=9
		Every few weeks		9% N=3
		Less often or never		61% N=18
	Shop online	Several times a day		6% N=2
		Once a day		10% N=3
		A few times a week		22% N=6
		Every few weeks		61% N=18
		Less often or never		0% N=0

Please rate your overall health.	Excellent		39% N=11
	Very good		24% N=7
	Good		37% N=11
What impact, if any, do you think the economy will have on your family income in the next 6 months? Do you think the impact will be:	Very positive		0% N=
	Somewhat positive		9% N=3
	Neutral		47% N=14
	Somewhat negative		31% N=9
	Very negative		13% N=4
How many years have you lived in St. Anthony Village?	Less than 2 years		7% N=2
	2-5 years		10% N=3
	6-10 years		24% N=7
	11-20 years		39% N=11
	More than 20 years		20% N=6
Which best describes the building you live in?	One family house detached from any other houses		72% N=21
	Building with two or more homes (duplex, townhome, apa..		28% N=8
Do you rent or own your home?	Own		100% N=29
About how much is your monthly housing cost for the place you live (including rent, mortgage payment, property tax, property insurance, and homeowners' association (HOA) fees)?	About how much is your monthly housing cost for the place you live (including rent, mortgage payment, property tax, property insurance and homeowners' association (HOA) fees)?		
	Less than \$500		2% N=1
	\$500 to \$999		25% N=7
	\$1,000 to \$1,499		7% N=2
	\$1,500 to \$1,999		20% N=6
	\$2,000 to \$2,499		29% N=8
	\$2,500 to \$2,999		11% N=3
	\$3,000 to \$3,499		7% N=2
	\$3,500 or more		0% N=
Do any children 17 or under live in your household?	No		52% N=15
	Yes		48% N=14
Are you or any other members of your household aged 65 or older?	No		52% N=15
	Yes		48% N=14
How much do you anticipate your household's total income before taxes will be for the current year? (Please include in your total income money from all sources for all persons living in your household.)	Less than \$25,000		4% N=1
	\$25,000 to \$49,999		15% N=4
	\$50,000 to \$74,999		5% N=1
	\$75,000 to \$99,999		15% N=4

	How much do you anticipate your household's total income before taxes will be for the current year? (Please include in your total income money from all sources for all persons living in your household.)	\$100,000 to \$149,999		32% N=9
		\$150,000 or more		28% N=8
Are you Spanish, Hispanic, or Latino?	Are you Spanish, Hispanic or Latino?	No, not Spanish, Hispanic, or Latino		96% N=28
		Yes, I consider myself to be Spanish, Hispanic, or Latino		4% N=1
	What is your race? (Mark one or more races to indicate what race you consider yourself to be.)	Black or African American		14% N=4
		White		94% N=27
		Other		4% N=1
	In which category is your age?	18-24 years		9% N=3
		25-34 years		10% N=3
		35-44 years		9% N=3
		45-54 years		19% N=5
		55-64 years		5% N=1
		65-74 years		22% N=6
		75 years or older		26% N=7
	What is your gender?	Woman		50% N=15
		Man		50% N=14
	How did you hear about this survey? (Select all that apply.)	The city's website		23% N=7
		The city's social media (Facebook, Twitter, Instagram,...		19% N=5
		Received an email from the city		90% N=26
		In a city newsletter or utility bill		13% N=4
		Received a postcard or letter from the city		5% N=1
		Other		2% N=1

The City of St. Anthony Village 2022 Community Survey

Please complete this survey if you are the adult (age 18 or older) in the household who most recently had a birthday (the year of birth does not matter). Your responses are confidential and no identifying information will be shared.

1. Please rate each of the following aspects of quality of life in St. Anthony Village.

	<u>Excellent</u>	<u>Good</u>	<u>Fair</u>	<u>Poor</u>	<u>Don't know</u>
St. Anthony Village as a place to live.....	1	2	3	4	5
Your neighborhood as a place to live	1	2	3	4	5
St. Anthony Village as a place to raise children.....	1	2	3	4	5
St. Anthony Village as a place to work	1	2	3	4	5
St. Anthony Village as a place to visit	1	2	3	4	5
St. Anthony Village as a place to retire	1	2	3	4	5
The overall quality of life in St. Anthony Village.....	1	2	3	4	5
Sense of community.....	1	2	3	4	5

2. Please rate each of the following characteristics as they relate to St. Anthony Village as a whole.

	<u>Excellent</u>	<u>Good</u>	<u>Fair</u>	<u>Poor</u>	<u>Don't know</u>
Overall economic health of St. Anthony Village	1	2	3	4	5
Overall quality of the transportation system (auto, bicycle, foot, bus) in St. Anthony Village	1	2	3	4	5
Overall design or layout of St. Anthony Village's residential and commercial areas (e.g., homes, buildings, streets, parks, etc.)	1	2	3	4	5
Overall quality of the utility infrastructure in St. Anthony Village (water, sewer, storm water, electric/gas, broadband).....	1	2	3	4	5
Overall feeling of safety in St. Anthony Village.....	1	2	3	4	5
Overall quality of natural environment in St. Anthony Village	1	2	3	4	5
Overall quality of parks and recreation opportunities	1	2	3	4	5
Overall health and wellness opportunities in St. Anthony Village.....	1	2	3	4	5
Overall opportunities for education, culture, and the arts.....	1	2	3	4	5
Residents' connection and engagement with their community	1	2	3	4	5

3. Please indicate how likely or unlikely you are to do each of the following.

	<u>Very likely</u>	<u>Somewhat likely</u>	<u>Somewhat unlikely</u>	<u>Very unlikely</u>	<u>Don't know</u>
Recommend living in St. Anthony Village to someone who asks..	1	2	3	4	5
Remain in St. Anthony Village for the next five years	1	2	3	4	5

4. Please rate how safe or unsafe you feel:

	<u>Very safe</u>	<u>Somewhat safe</u>	<u>Neither safe nor unsafe</u>	<u>Somewhat unsafe</u>	<u>Very unsafe</u>	<u>Don't know</u>
In your neighborhood during the day.....	1	2	3	4	5	6
In St. Anthony Village's downtown/commercial area during the day	1	2	3	4	5	6
From property crime.....	1	2	3	4	5	6
From violent crime.....	1	2	3	4	5	6
From fire, flood, or other natural disaster	1	2	3	4	5	6

5. Please rate the job you feel the St. Anthony Village community does at each of the following.

	<u>Excellent</u>	<u>Good</u>	<u>Fair</u>	<u>Poor</u>	<u>Don't know</u>
Making all residents feel welcome	1	2	3	4	5
Attracting people from diverse backgrounds	1	2	3	4	5
Valuing/respecting residents from diverse backgrounds.....	1	2	3	4	5
Taking care of vulnerable residents (elderly, disabled, homeless, etc.).....	1	2	3	4	5

6. Please rate each of the following in the St. Anthony Village community.

	<u>Excellent</u>	<u>Good</u>	<u>Fair</u>	<u>Poor</u>	<u>Don't know</u>
Overall quality of business and service establishments in St. Anthony Village	1	2	3	4	5
Variety of business and service establishments in St. Anthony Village.....	1	2	3	4	5
Vibrancy of downtown/commercial area	1	2	3	4	5
Employment opportunities	1	2	3	4	5
Shopping opportunities	1	2	3	4	5
Cost of living in St. Anthony Village	1	2	3	4	5
Overall image or reputation of St. Anthony Village.....	1	2	3	4	5

7. Please also rate each of the following in the St. Anthony Village community.

	<u>Excellent</u>	<u>Good</u>	<u>Fair</u>	<u>Poor</u>	<u>Don't know</u>
Traffic flow on major streets.....	1	2	3	4	5
Ease of public parking.....	1	2	3	4	5
Ease of travel by car in St. Anthony Village	1	2	3	4	5
Ease of travel by public transportation in St. Anthony Village.....	1	2	3	4	5
Ease of travel by bicycle in St. Anthony Village.....	1	2	3	4	5
Ease of walking in St. Anthony Village	1	2	3	4	5
Well-planned residential growth	1	2	3	4	5
Well-planned commercial growth	1	2	3	4	5
Well-designed neighborhoods	1	2	3	4	5
Preservation of the historical or cultural character of the community	1	2	3	4	5
Public places where people want to spend time	1	2	3	4	5
Variety of housing options.....	1	2	3	4	5
Availability of affordable quality housing.....	1	2	3	4	5
Overall quality of new development in St. Anthony Village	1	2	3	4	5
Overall appearance of St. Anthony Village	1	2	3	4	5
Cleanliness of St. Anthony Village.....	1	2	3	4	5
Water resources (beaches, lakes, ponds, riverways, etc.)	1	2	3	4	5
Air quality.....	1	2	3	4	5
Availability of paths and walking trails.....	1	2	3	4	5
Fitness opportunities (including exercise classes and paths or trails, etc.) ...	1	2	3	4	5
Recreational opportunities.....	1	2	3	4	5
Availability of affordable quality food	1	2	3	4	5
Availability of affordable quality health care.....	1	2	3	4	5
Availability of preventive health services	1	2	3	4	5
Availability of affordable quality mental health care	1	2	3	4	5
Opportunities to attend cultural/arts/music activities	1	2	3	4	5
Community support for the arts.....	1	2	3	4	5
Availability of affordable quality childcare/preschool.....	1	2	3	4	5
K-12 education.....	1	2	3	4	5
Adult educational opportunities	1	2	3	4	5
Sense of civic/community pride.....	1	2	3	4	5
Neighborliness of residents in St. Anthony Village	1	2	3	4	5
Opportunities to participate in social events and activities	1	2	3	4	5
Opportunities to attend special events and festivals	1	2	3	4	5
Opportunities to volunteer	1	2	3	4	5
Opportunities to participate in community matters	1	2	3	4	5
Openness and acceptance of the community toward people of diverse backgrounds.....	1	2	3	4	5

8. Please indicate whether or not you have done each of the following in the last 12 months.

	<u>No</u>	<u>Yes</u>
Contacted the City of St. Anthony Village (in-person, phone, email, or web) for help or information	1	2
Contacted St. Anthony Village elected officials (in-person, phone, email, or web) to express your opinion	1	2
Attended a local public meeting (of local elected officials like City Council or County Commissioners, advisory boards, town halls, HOA, neighborhood watch, etc.)	1	2
Watched (online or on television) a local public meeting.....	1	2
Volunteered your time to some group/activity in St. Anthony Village.....	1	2
Campaigned or advocated for a local issue, cause, or candidate.....	1	2
Voted in your most recent local election	1	2
Used bus, rail, subway, or other public transportation instead of driving.....	1	2
Carpooled with other adults or children instead of driving alone	1	2
Walked or biked instead of driving	1	2

The City of St. Anthony Village 2022 Community Survey

9. Please rate the quality of each of the following services in St. Anthony Village.

	<u>Excellent</u>	<u>Good</u>	<u>Fair</u>	<u>Poor</u>	<u>Don't know</u>
Public information services.....	1	2	3	4	5
Economic development.....	1	2	3	4	5
Traffic enforcement.....	1	2	3	4	5
Traffic signal timing.....	1	2	3	4	5
Street repair.....	1	2	3	4	5
Street cleaning.....	1	2	3	4	5
Street lighting.....	1	2	3	4	5
Snow removal.....	1	2	3	4	5
Sidewalk maintenance.....	1	2	3	4	5
Bus or transit services.....	1	2	3	4	5
Land use, planning, and zoning.....	1	2	3	4	5
Code enforcement (weeds, abandoned buildings, etc.)	1	2	3	4	5
Affordable high-speed internet access	1	2	3	4	5
Garbage collection	1	2	3	4	5
Drinking water.....	1	2	3	4	5
Sewer services.....	1	2	3	4	5
Storm water management (storm drainage, dams, levees, etc.)	1	2	3	4	5
Power (electric and/or gas) utility.....	1	2	3	4	5
Utility billing	1	2	3	4	5
Police/Sheriff services.....	1	2	3	4	5
Crime prevention.....	1	2	3	4	5
Animal control.....	1	2	3	4	5
Ambulance or emergency medical services	1	2	3	4	5
Fire services.....	1	2	3	4	5
Fire prevention and education.....	1	2	3	4	5
Emergency preparedness (services that prepare the community for natural disasters or other emergency situations)	1	2	3	4	5
Preservation of natural areas (open space, farmlands, and greenbelts)	1	2	3	4	5
St. Anthony Village open space	1	2	3	4	5
Recycling.....	1	2	3	4	5
Yard waste pick-up.....	1	2	3	4	5
City parks.....	1	2	3	4	5
Recreation programs or classes	1	2	3	4	5
Recreation centers or facilities	1	2	3	4	5
Health services.....	1	2	3	4	5
Public library services	1	2	3	4	5
Overall customer service by St. Anthony Village employees (police, receptionists, planners, etc.)	1	2	3	4	5

10. Please rate the following categories of St. Anthony Village government performance.

	<u>Excellent</u>	<u>Good</u>	<u>Fair</u>	<u>Poor</u>	<u>Don't know</u>
The value of services for the taxes paid to St. Anthony Village.....	1	2	3	4	5
The overall direction that St. Anthony Village is taking.....	1	2	3	4	5
The job St. Anthony Village government does at welcoming resident involvement.....	1	2	3	4	5
Overall confidence in St. Anthony Village government	1	2	3	4	5
Generally acting in the best interest of the community	1	2	3	4	5
Being honest.....	1	2	3	4	5
Being open and transparent to the public.....	1	2	3	4	5
Informing residents about issues facing the community	1	2	3	4	5
Treating all residents fairly	1	2	3	4	5
Treating residents with respect	1	2	3	4	5

11. Overall, how would you rate the quality of the services provided by each of the following?

	<u>Excellent</u>	<u>Good</u>	<u>Fair</u>	<u>Poor</u>	<u>Don't know</u>
The City of St. Anthony Village.....	1	2	3	4	5
The Federal Government.....	1	2	3	4	5

12. Please rate how important, if at all, you think it is for the St. Anthony Village community to focus on each of the following in the coming two years.

	<u>Essential</u>	<u>Very important</u>	<u>Somewhat important</u>	<u>Not at all important</u>
Overall economic health of St. Anthony Village	1	2	3	4
Overall quality of the transportation system (auto, bicycle, foot, bus) in St. Anthony Village.....	1	2	3	4
Overall design or layout of St. Anthony Village's residential and commercial areas (e.g., homes, buildings, streets, parks, etc.).....	1	2	3	4
Overall quality of the utility infrastructure in St. Anthony Village (water, sewer, storm water, electric/gas, broadband)	1	2	3	4
Overall feeling of safety in St. Anthony Village.....	1	2	3	4
Overall quality of natural environment in St. Anthony Village	1	2	3	4
Overall quality of parks and recreation opportunities	1	2	3	4
Overall health and wellness opportunities in St. Anthony Village.....	1	2	3	4
Overall opportunities for education, culture, and the arts.....	1	2	3	4
Residents' connection and engagement with their community	1	2	3	4

The City of St. Anthony Village 2022 Community Survey

Our last questions are about you and your household.

Again, all of your responses to this survey are confidential and no identifying information will be shared.

D1. In general, how many times do you:

	Several times a day	Once a day	A few times a week	Every few weeks	Less often or never	Don't know
Access the internet from your home using a computer, laptop, or tablet computer	1	2	3	4	5	6
Access the internet from your cell phone.....	1	2	3	4	5	6
Visit social media sites such as Facebook, Twitter, Nextdoor, etc.	1	2	3	4	5	6
Use or check email.....	1	2	3	4	5	6
Share your opinions online.....	1	2	3	4	5	6
Shop online.....	1	2	3	4	5	6

D2. Please rate your overall health.

☐ Excellent ☐ Very good ☐ Good ☐ Fair ☐ Poor

D3. What impact, if any, do you think the economy will have on your family income in the next 6 months?

Do you think the impact will be:

☐ Very positive ☐ Somewhat positive ☐ Neutral ☐ Somewhat negative ☐ Very negative

D4. How many years have you lived in St. Anthony Village?

☐ Less than 2 years
☐ 2-5 years
☐ 6-10 years
☐ 11-20 years
☐ More than 20 years

D5. Which best describes the building you live in?

☐ One family house detached from any other houses
☐ Building with two or more homes
 (duplex, townhome, apartment, or condominium)
☐ Mobile home
☐ Other

D6. Do you rent or own your home?

☐ Rent
☐ Own

D7. About how much is your monthly housing cost for the place you live (including rent, mortgage payment, property tax, property insurance, and homeowners' association (HOA) fees)?

☐ Less than \$500 ☐ \$2,000 to \$2,499
☐ \$500 to \$999 ☐ \$2,500 to \$2,999
☐ \$1,000 to \$1,499 ☐ \$3,000 to \$3,499
☐ \$1,500 to \$1,999 ☐ \$3,500 or more

D8. Do any children 17 or under live in your household?

☐ No ☐ Yes

D9. Are you or any other members of your household aged 65 or older?

☐ No ☐ Yes

D10. How much do you anticipate your household's total income before taxes will be for the current year? (Please include in your total income money from all sources for all persons living in your household.)

☐ Less than \$25,000 ☐ \$75,000 to \$99,999
☐ \$25,000 to \$49,999 ☐ \$100,000 to \$149,999
☐ \$50,000 to \$74,999 ☐ \$150,000 or more

D11. Are you Spanish, Hispanic or Latino?

☐ No, not Spanish, Hispanic, or Latino
☐ Yes, I consider myself to be Spanish, Hispanic, or Latino

D12. What is your race? (Mark one or more races to indicate what race you consider yourself to be.)

☐ American Indian or Alaskan Native
☐ Asian, Asian Indian, or Pacific Islander
☐ Black or African American
☐ White
☐ Other

D13. In which category is your age?

☐ 18-24 years ☐ 55-64 years
☐ 25-34 years ☐ 65-74 years
☐ 35-44 years ☐ 75 years or older
☐ 45-54 years

D14. What is your gender?

☐ Female
☐ Male
☐ Identify in another way

Thank you!

Please return the completed survey in the postage-paid envelope to:
National Research Center, Inc., PO Box 549, Belle Mead, NJ 08502