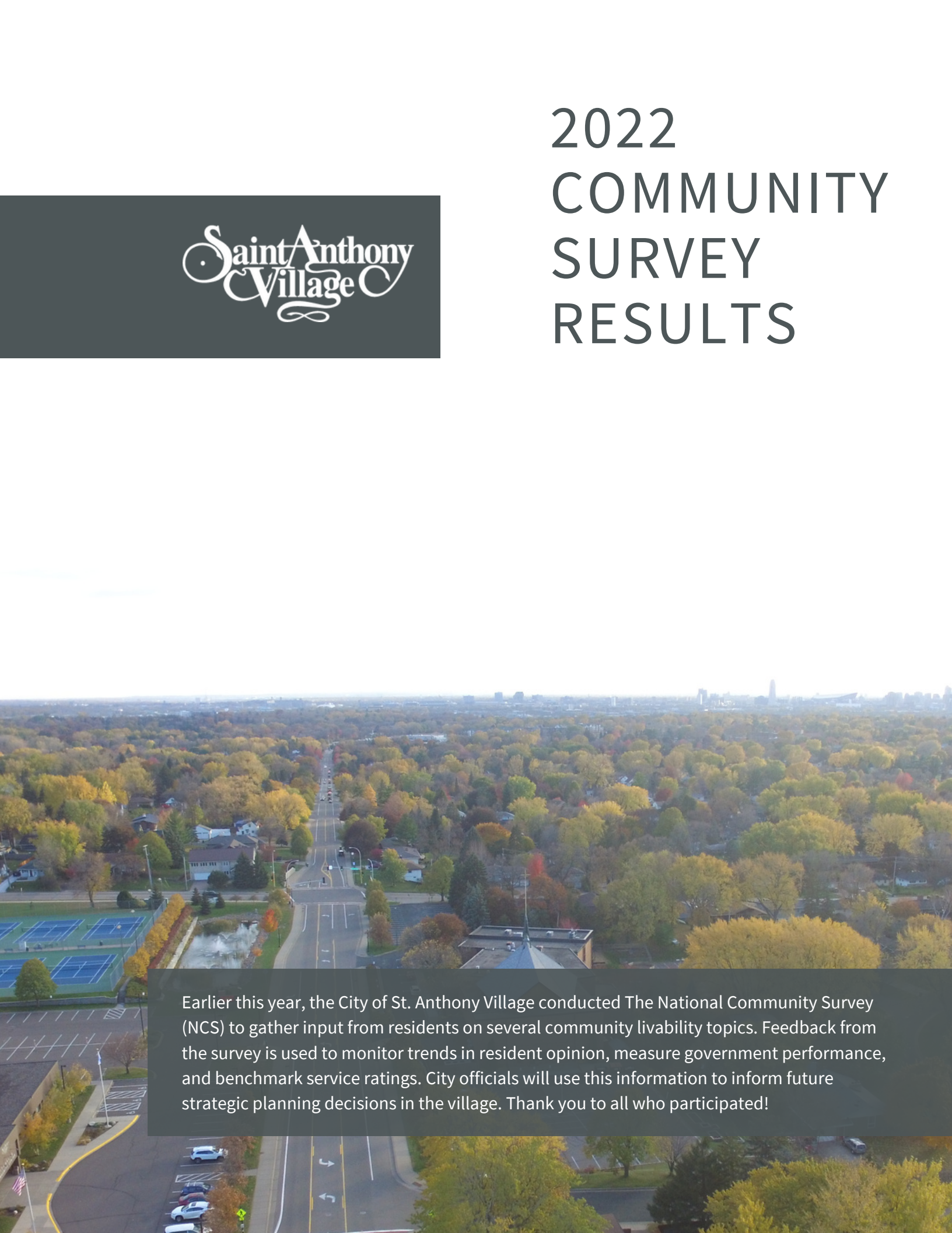




2022 COMMUNITY SURVEY RESULTS

An aerial photograph of Saint Anthony Village, showing a wide street lined with trees in autumn colors (yellows, oranges, and greens). In the background, the city skyline is visible under a hazy sky. In the foreground, there are tennis courts and a parking lot.

Earlier this year, the City of St. Anthony Village conducted The National Community Survey (NCS) to gather input from residents on several community livability topics. Feedback from the survey is used to monitor trends in resident opinion, measure government performance, and benchmark service ratings. City officials will use this information to inform future strategic planning decisions in the village. Thank you to all who participated!



OVERVIEW & HIGHLIGHTS



Citizen Survey Results

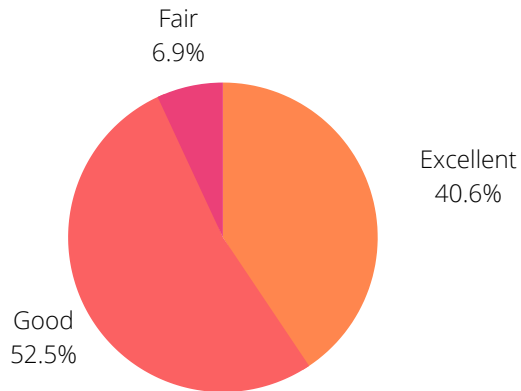
The Citizen Survey captured the opinions of a representative sample of 582 randomly selected St. Anthony Village residents. The results offer a report on the "livability" of the City of St. Anthony, by focusing on partnerships between four key components of a community - residents, government, the private sector and community organizations. The phrase "livable community" is used here to describe a place that is not only where people live, but where they want to live. The Citizen Survey captures residents' opinions around ten central facets of a community: economy; mobility; community design; utilities; safety; natural environment; parks and recreation; health and wellness; education, arts and culture; and inclusivity and engagement.

Results were collected between Aug. 1, 2022, and Sept. 19, 2022. Participants in this survey remained anonymous and the results are displayed collectively. The margin of error around any reported percentage is +/- 4% and the response rate for the survey was 22%, which is slightly higher than average. The results were weighted so that the demographic profile of respondents was representative of the demographic profile of adults in St. Anthony Village. These survey results will be used for strategic planning, operations planning and evaluation of comparisons to other cities to gauge how St. Anthony compares to other local or national communities, and also determining trends.

Quality of Life

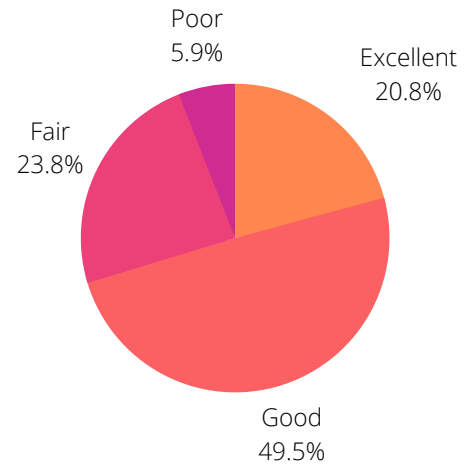
Measuring community livability starts with assessing the quality of life of those who live here, and ensuring that the community is attractive, accessible, and welcoming to all.

93% rated the overall quality of life in St. Anthony as good or excellent, and 95% rated St. Anthony as a good or excellent place to live.

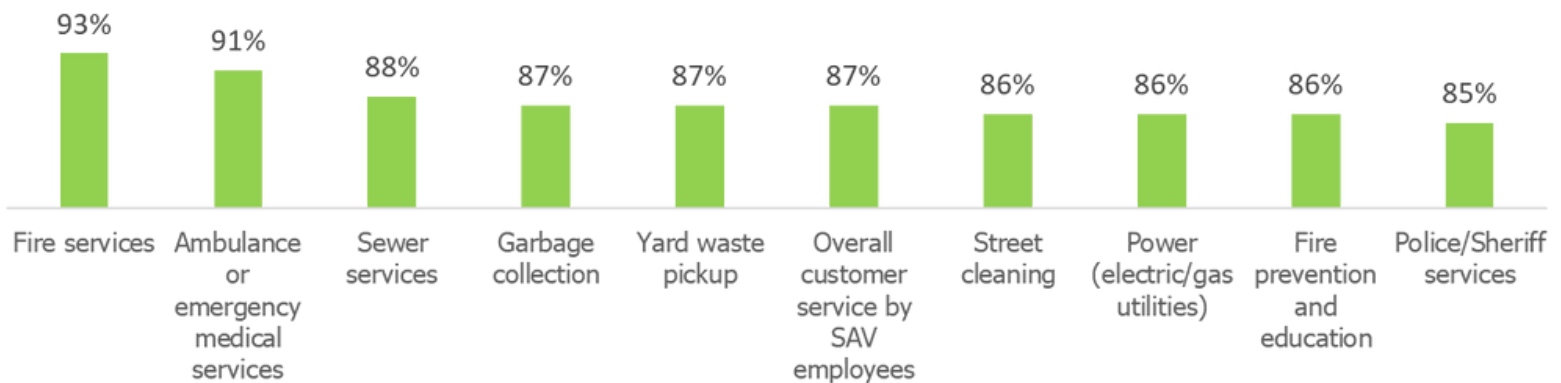


Governance

Strong local governments produce results that meet the needs of residents while making the best use of available resources, and are responsive to the present and future needs of the community as a whole. Responses show trust in Village leadership.



Top 10 Highest Rated City Services



Of the ten facets of community, (economy; mobility; community design; utilities; safety; natural environment; parks and recreation; health and wellness; education; arts and culture; and inclusivity and engagement) St. Anthony residents identified the top three areas to focus on during the next two years as: overall safety, utility infrastructure, and economic health.



CONCLUSIONS

St. Anthony Village's economy is a strong community feature. Results relating to the economy in St. Anthony Village were on par with or higher than benchmark comparisons, with 88% of residents rating the overall economic health of the City as excellent or good.

Most residents feel a strong sense of safety in St. Anthony Village. Residents offered high ratings of importance (91% essential or very important) and quality (84% excellent or good) to the overall feeling of safety in St. Anthony Village, suggesting that safety is a priority and a strength for the community.

Residents appreciate St. Anthony Village's natural environment and recreational opportunities. Ratings for survey items related to the City's natural environment tended to be positive and on par with or above national averages. About 83% of residents gave excellent or good reviews to the overall quality of natural environment in St. Anthony Village.

Residents value the City's utility infrastructure. When asked which aspects of the community St. Anthony Village should focus on in the next two years, 88% of residents identified the overall utility infrastructure as a priority. About 85% of participants gave high marks to the quality of the utility infrastructure in St. Anthony Village, scoring higher than the national average.

**THE FULL SURVEY RESULTS CAN BE VIEWED
AT [SAVMN.COM/COMMUNITYSURVEY](https://savmn.com/communitysurvey)**