

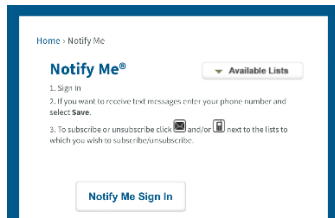


HOW TO SIGN-UP FOR EMAIL NOTIFICATIONS

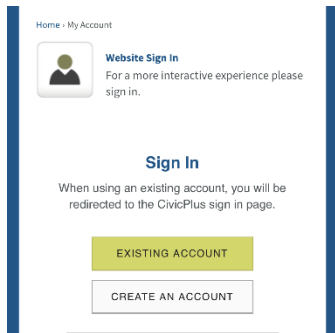
To receive updates on City news, street projects, meeting agendas, alerts, calendar items, employment opportunities, and more



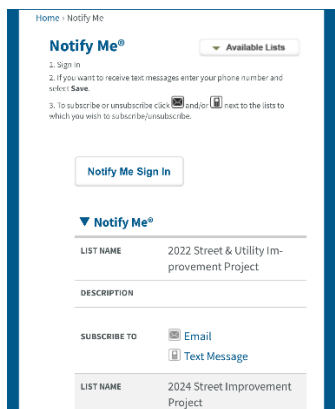
1. Visit savmn.com and click on the YELLOW Notifications Circle



2. This will take you to the [City's Notify Me web page](#)
3. Click the Notify Me Sign In Button to create an account or use your existing account.



4. Create your account and enter your email address
5. If you would like to receive texts, please enter your phone number
6. Sign In and this will take you back to Notify Me Page
7. Complete your Profile Information



8. Scroll through the Notify Me section
9. Click on each of the small Email or Phone icons for the categoris (List Name) you want up-to-date information about from the City

LIST NAME	2024 Street Improvement Project
DESCRIPTION	
SUBSCRIBE TO	<input checked="" type="checkbox"/> Email <input type="checkbox"/> Text Message

10. Once you have selected the items, you will see a Green Check Mark on the Email or Text Message icon.
11. You will now be signed-up for Notifications.

Please remember to set your spam blocker to allow mail from listserv@civicplus.com